



Local Government Performance Reporting Framework

FINPRO Professional Development Day

Amelia Chapman, Project Manager, Local Government Victoria
Mark Davies, Implementation, Local Government Victoria



OVERVIEW

- 1. WHAT IS THE FRAMEWORK?**
- 2. HOW WILL IT BE DELIVERED?**
- 3. WHAT ARE THE PROPOSED INDICATORS?**
- 4. HOW CAN YOU BE INVOLVED?**



WHAT IS THE FRAMEWORK?



The framework

Context

- First reform to local government accountability framework since 2004
- Prompted by VAGO findings that council performance reporting remains inadequate
- Will be mandated by legislation
- Aims to provide comprehensive performance information that meets the needs of the *community, council, regulators and governments*



The framework

Features

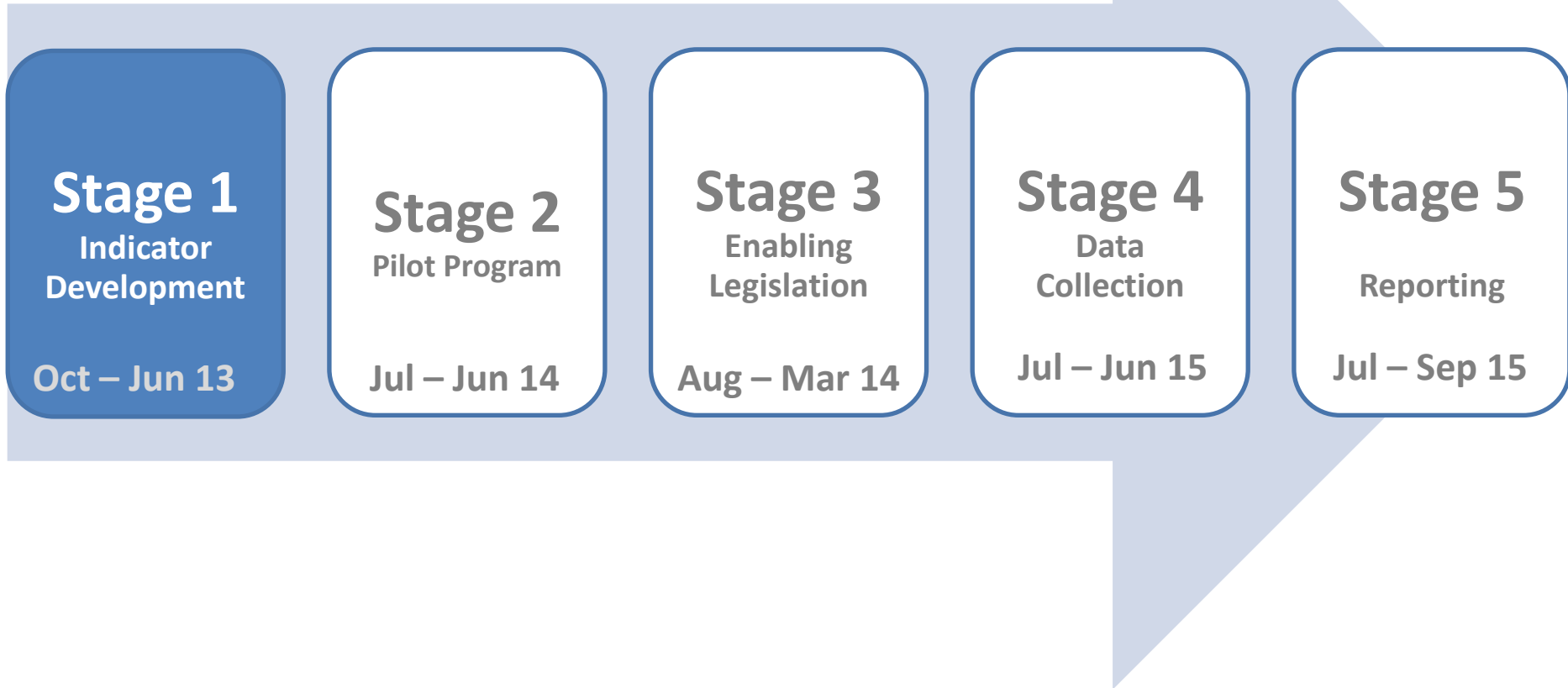
- Based on a conceptual model
- Builds a comprehensive picture of performance
- Allows for meaningful comparisons
- Accompanied by implementation support and guidance
- Aligned to audit requirements
- Enabled through legislation
- Minimises the reporting burden



HOW WILL THE FRAMEWORK BE DELIVERED?



Implementation process





Stage 1: Indicator Development

Input

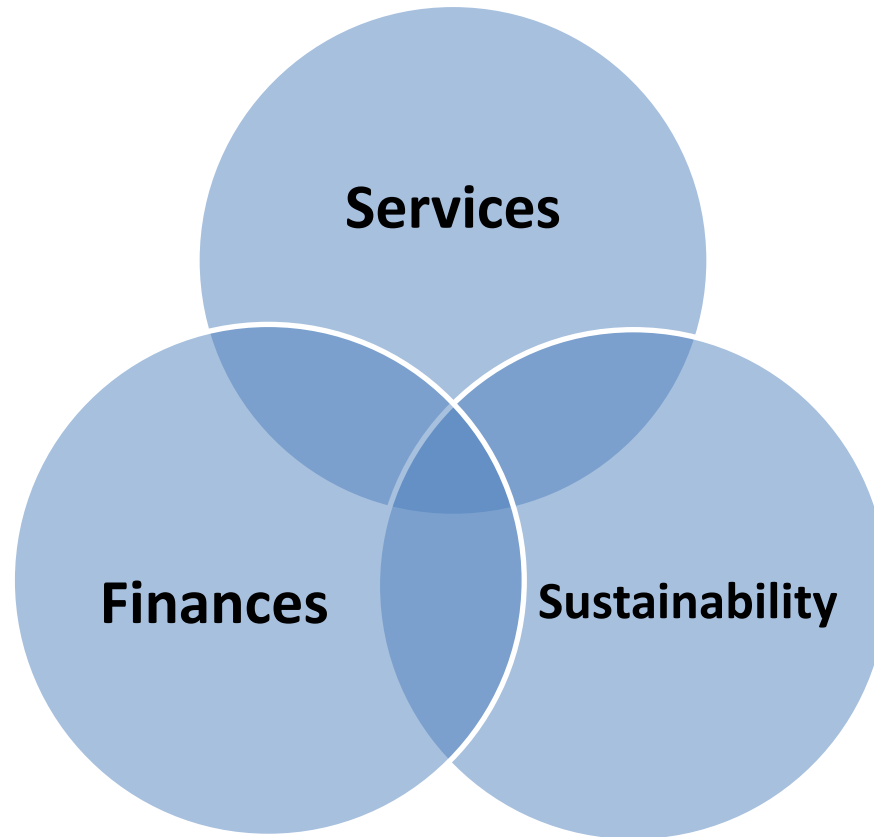
- Over 70 local government professionals, academics and advisors have contributed to the technical work of developing indicators
- High level input from Mayors and CEO's
- Specialist input sought from LGPro Special Interest Groups
- Indicator validation, alignment and report reduction underway with relevant state departments
- All 79 councils and over 500 people have attended regional workshops



WHAT ARE THE PROPOSED INDICATORS?

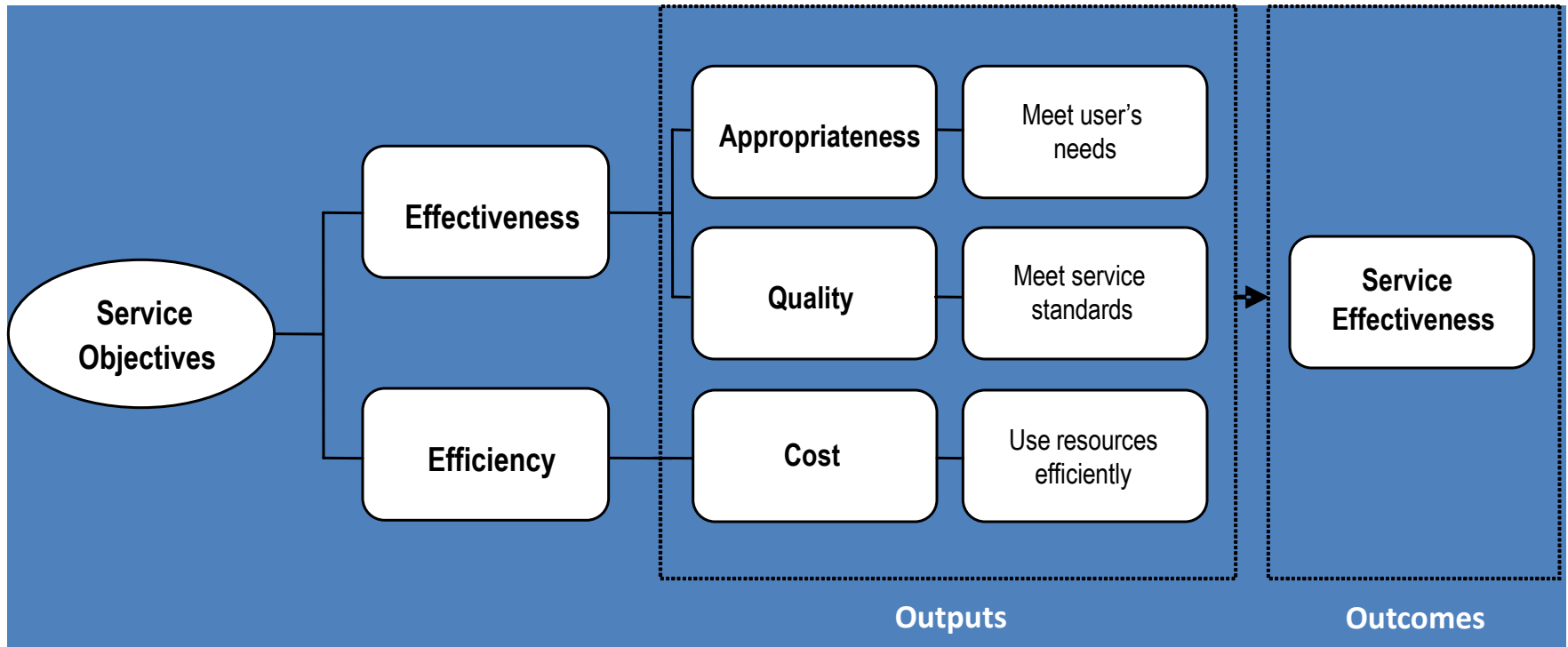


Assessing council performance





Service performance framework





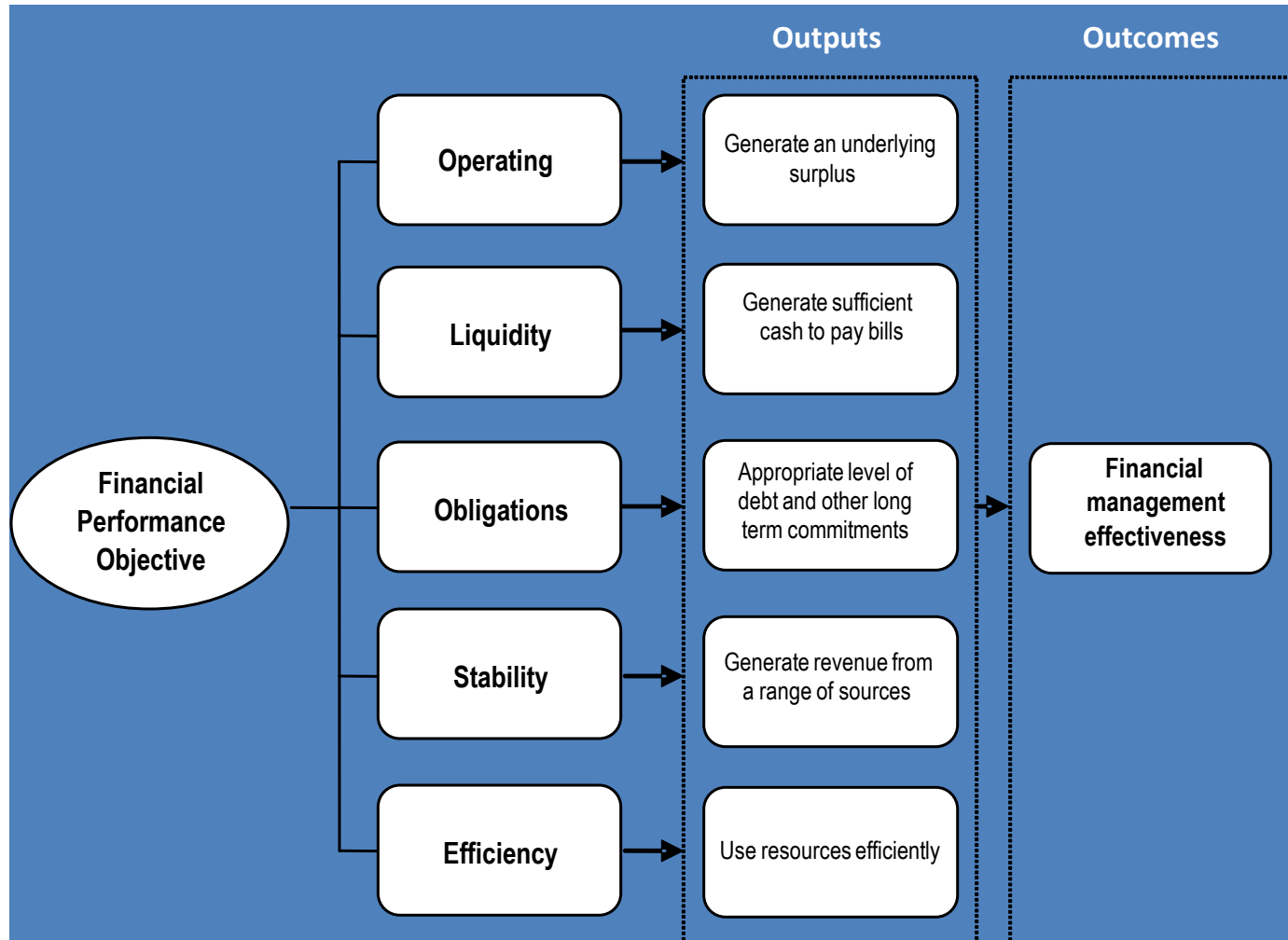
Service performance framework

Services

1. Governance
2. Statutory planning
3. Economic development
4. Roads
5. Libraries
6. Waste collection
7. Pools
8. Sport grounds
9. Street sweeping
10. Animal management
11. Food safety
12. Home & community care
13. Maternal & child health
14. Immunisation



Financial performance framework





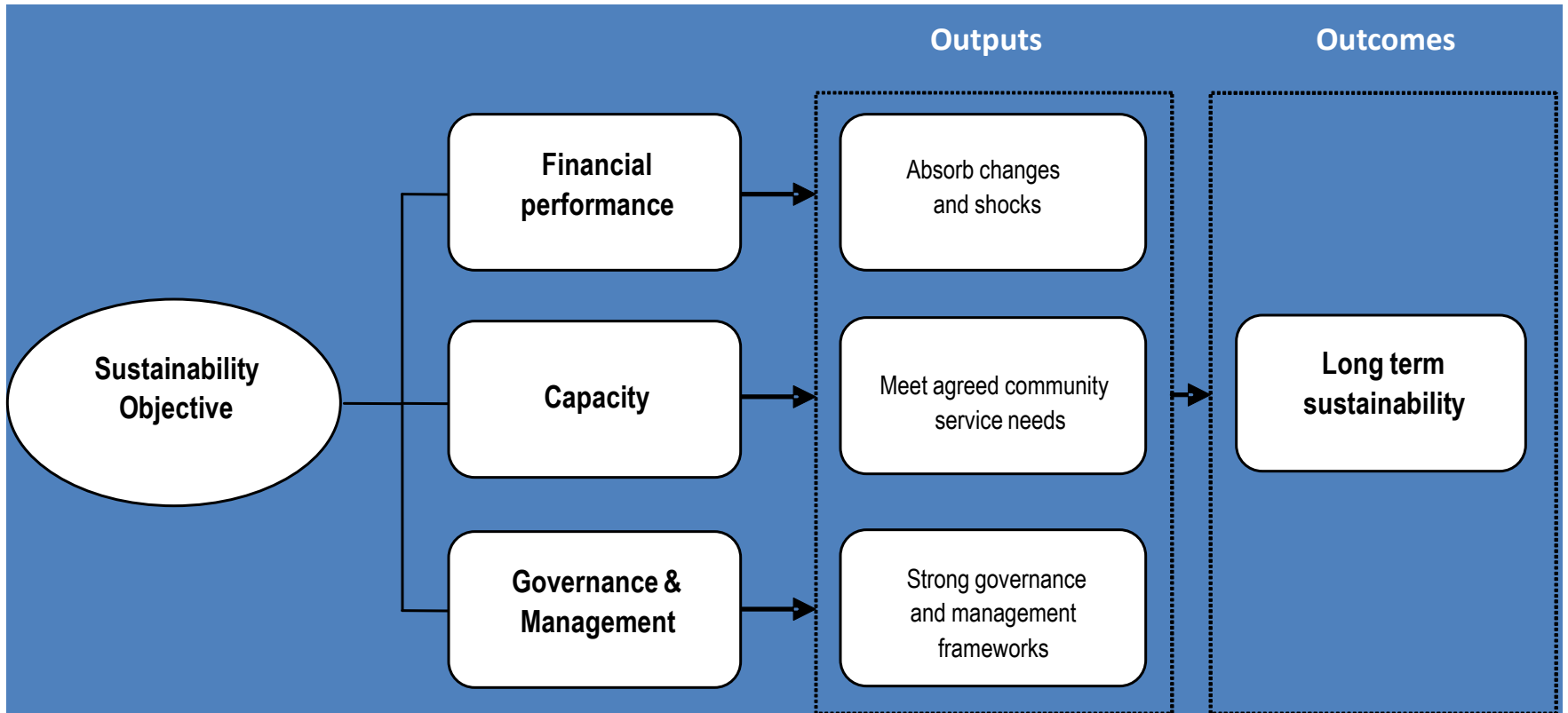
Financial performance framework

Indicators

- | | |
|--------------------------|----------------------------|
| 1. Underlying result | 7. Asset renewal |
| 2. Working capital | 8. Rates concentration |
| 3. Unrestricted cash | 9. Rating effort |
| 4. Indebtedness | 10. Rates level |
| 5. Debt repayments | 11. Rates collection |
| 6. Long term obligations | 12. Expenditure efficiency |



Sustainability framework





Sustainability framework

Indicators

- | | |
|--------------------------|------------------------------|
| 1. Underlying result | 7. Asset renewal |
| 2. Working capital | 8. Own source revenue |
| 3. Unrestricted cash | 9. Recurrent grants |
| 4. Indebtedness | 10. Population size |
| 5. Debt repayments | 11. Population density |
| 6. Long term obligations | 12. Population disadvantage? |



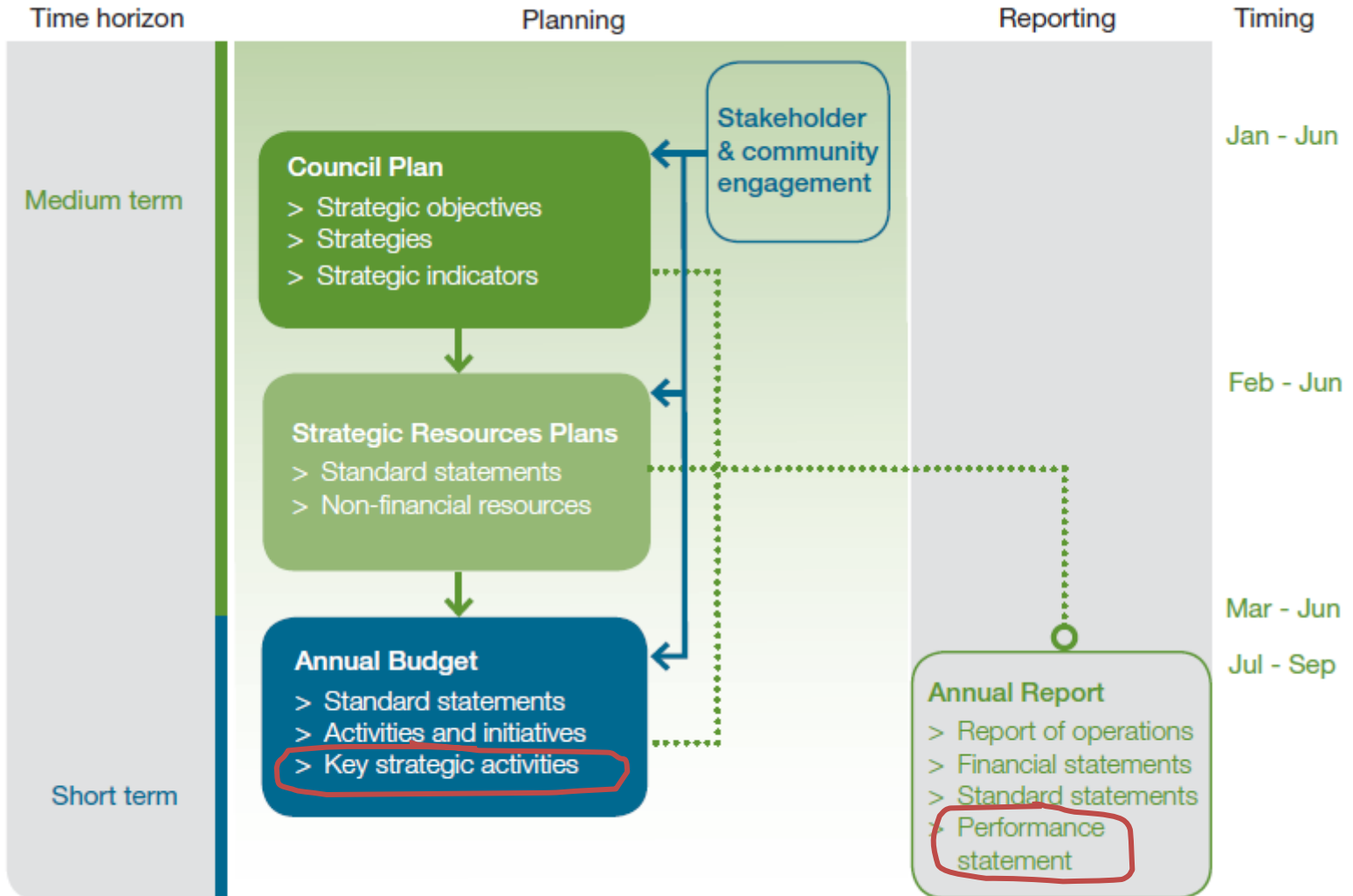
Sustainability framework

Assessment checklist

1. Community engagement
2. Planning
3. Monitoring
4. Reporting
5. Decision making



Reporting





HOW CAN YOU BE INVOLVED?



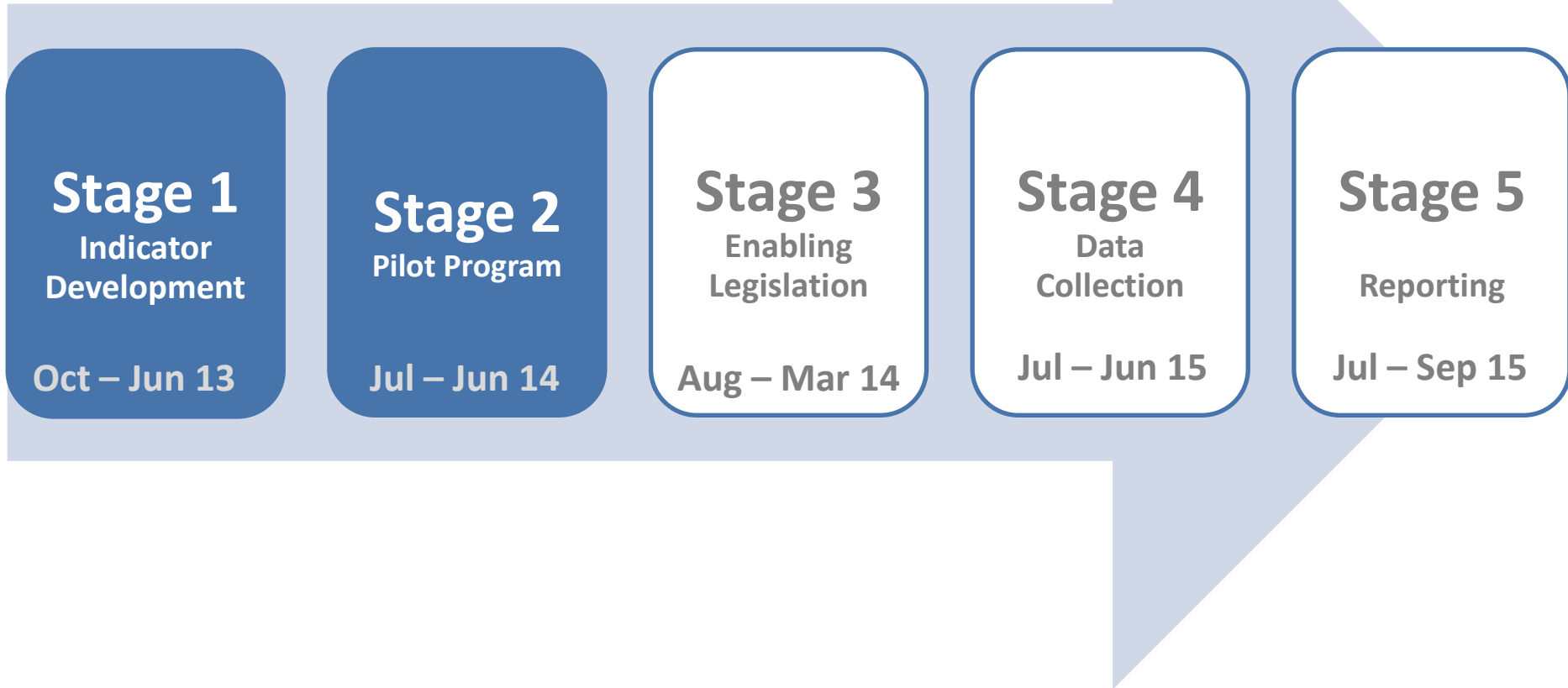
Sector engagement

Opportunities

- Provide written feedback (14 Jun 2013)
performance@dpcd.vic.gov.au
- Participate in the pilot (1 July 2013)
- Visit our website:
www.dpcd.vic.gov.au/localgovernment/performance-reporting



Implementation process





Stage 2: Pilot program

Process

- Commences 1 July 2013
- Two streams – general and intensive
- Pilot milestones:
 1. (Jul 13): Initialisation meeting and guidance material
 2. (Oct 13): Verify data collection and validate indicators
 3. (Jan 14): Verify auditability of indicators and evaluate results
 4. (Apr 14): Finalise indicators and handbook
 5. (Jun 14): Provide comparative data on participating councils



Thank you

For more information

Amelia Chapman

Manager, Sector Performance, LGV
(03) 9208 3838

amelia.chapman@dpcd.vic.gov.au

performance@dpcd.vic.gov.au