

magiqsoftware



[www.magiqsoftware.com](http://www.magiqsoftware.com)

# MAGIQ

# Financial Planning

(Long Term Financial Planning)

# Meet Our Presenters

## **Julian Smith - Group Manager Customers and Partnerships**

- Julian is an experienced sales and customer management professional and is focused on the growth and development of new customer relationships and he is based in our Melbourne office.



## **Reece Jones - Finance Consultant**

- Reece is a Chartered Accountant with more than 20 years' financial management and accounting experience. He has specialist skills and knowledge in the delivery and support of MAGIQ Performance to ensure highly effective budgeting and financial reporting outcomes for customers.



# MAGIQ Software in Victoria - 169 Sites



magIQsoftware



40  
CELEBRATES  
YEARS

# MAGIQ Financial Planning Module

- **MAGIQ Financial Planning** is a **module** of MAGIQ Performance.
- It's also referred to as **MAGIQ Long Term Financial Planning**

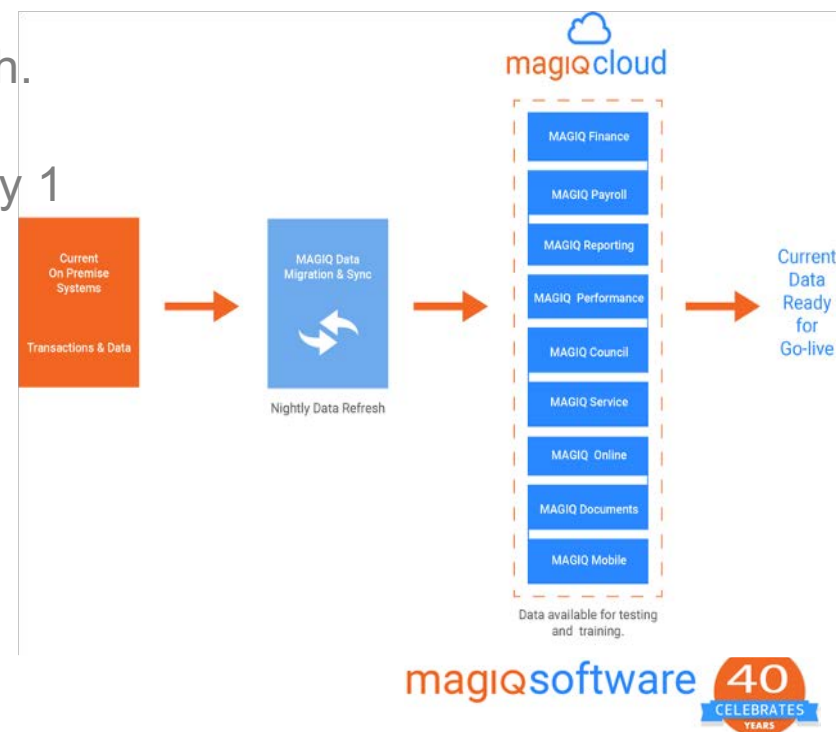


# Key Benefits of Financial Planning

- Our LTFP solution is **mature**. It has been implemented for many years in the New Zealand local government market where **30 year** plans are legislated and audited in detail.
- We have 160 MAGIQ customers in Victoria in 2020. Adding LTFP to meet the 2020 LG Act requirements for existing customers is incremental and straightforward.
- We maintain a comprehensive library of **data connectors** to local government ERP financial systems (including Oracle, SAP, Tech1, Civica, Open Office, IT Vision, Business Central, Dynamics, etc.).

# Key Benefits of Financial Planning

- We have a **mature “data first”** approach. Your ERP financial planning data is accurately synched into MAGIQ from Day 1
- **Cloud delivered** - today.
- MAGIQ's Australia HQ is in **Melbourne**.
- We provide one of the most **affordable, quick to deliver** and **low total cost of ownership** solutions for planning in the marketplace today.



# All your Data in one Single, Secure Location

- All financial data is held centrally within a **single secure location**, to **reduce** your business **risk** and provide stakeholders with access to high quality, **accurate information** to support and guide decision making.





# Reduce Your Business Data Risk

- Reduce the business **risk** associated with **manual spreadsheet processes** from **manual sources**
- Improve overall **data integrity**
- Improved financial **transparency** drives **accountability** and supports informed, high-quality decision-making

	JAN	FEB	MAR	APR	MAY	JUN	JUL	AUG	SEP	OCT	NOV	DEC	TOTALS
<b>Summary</b>													
NET Income - Expenses	0.00	0.00	0.00	0.00	0.00	0.00	0.00	0.00	0.00	0.00	0.00	0.00	0.00
Beginning Balance	1000.00												
Projected Ending Balance	1000.00	1,000.00	1,000.00	1,000.00	1,000.00	1,000.00	1,000.00	1,000.00	1,000.00	1,000.00	1,000.00	1,000.00	
Actual Ending Balance													
<b>Income Categories</b>													
Tax Home Pay													0.00
Gifts Received													0.00
Tax Refunds													0.00
Interest Income													0.00
Refunds/Reimbursements													0.00
Savings/Dividend													0.00
Other Income #1													0.00
Other Income #2													0.00
Tax Income	0.00	0.00	0.00	0.00	0.00	0.00	0.00	0.00	0.00	0.00	0.00	0.00	0.00
<b>Deductible Expenses</b>													
<b>CHARITABLE CONTRIBUTIONS</b>													
Unreimbursed													0.00
Office Supplies													0.00
Other Business Expenses													0.00
<b>CHARITABLE CONTRIBUTIONS</b>													
Religious													0.00
Other Non-Profit													0.00
<b>DEDUCTIONS</b>													
Charitable Tax													0.00
Personal Exemption Tax													0.00

# Save Significant Time

- Take advantage of **centralised business rules** and assumptions to streamline the modelling process and **save significant time**



# Generate 'What-if?' Scenarios

- Easily generate complex '**what-if**' **scenarios** to facilitate high-value **analysis** and discussion
- Experience improved financial **transparency** to drive accountability and informed decision making



# Provides Planning for 30+ Years

- Highly flexible planning periods to meet **long term plan** requirements - 5, 10, 20, 30 or longer.
- It **meets the requirements** of the Local Government Act 2020 (s) 91.



# Automated Refresh

- Automated refresh capabilities deliver **instant updating** of all **data** from transaction right through to the plan document

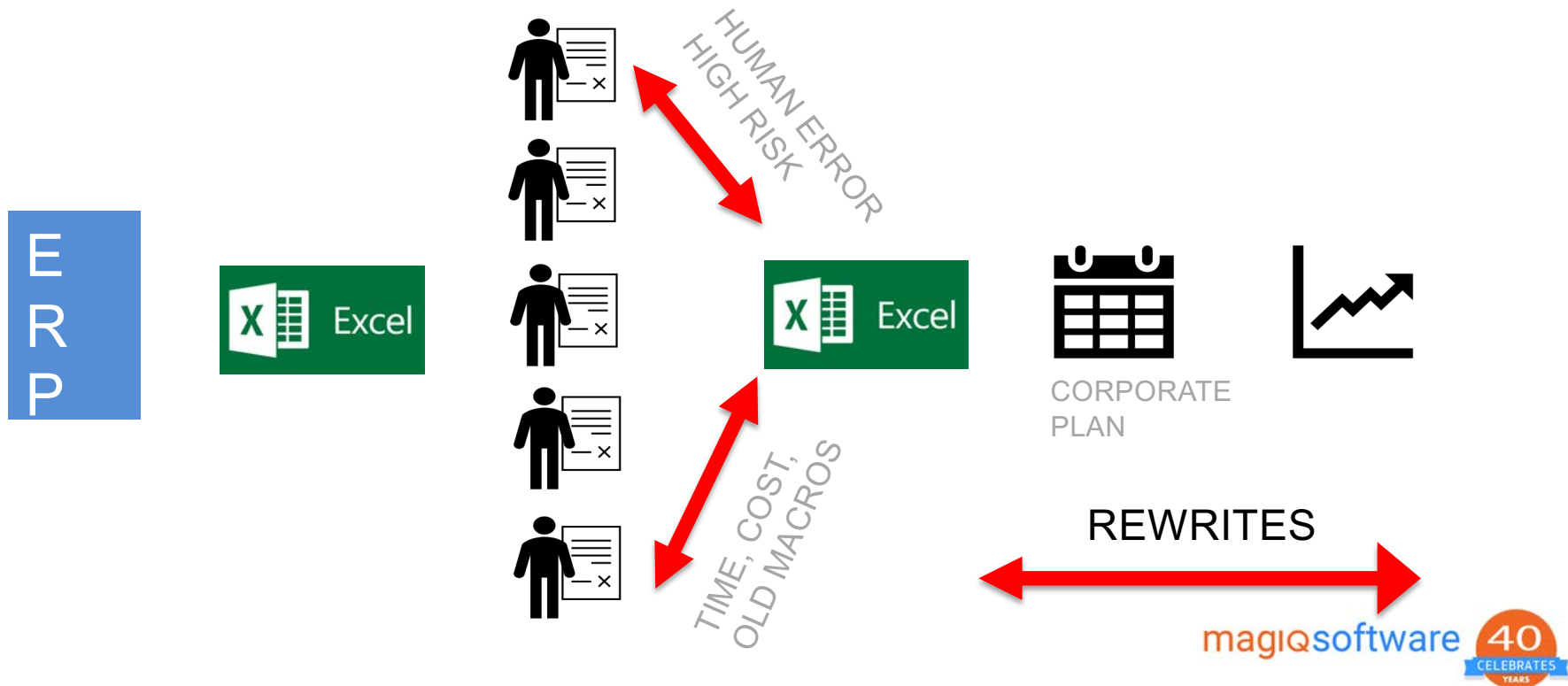


# Import and Copy Worksheets & Plans

- Global Worksheets and Assumptions allow existing MS Excel worksheets to be imported into the Financial Planning model
- Existing **plans** may be **copied** to streamline the creation of additional and new plans



# The Traditional Planning Process



# With MAGIQ Financial Planning

magiq  
performance



magiq  
financialplanning



CORPORATE  
PLAN

ALL  
FINANCIAL  
DATA FROM A SINGLE  
SOURCE OF TRUTH

- 20 MINUTE REWRITES
- NO MACROS
- AUDITABLE
- STANDARDISED
- ACCOUNTING NOTES

magiqsoftware





# Demonstration Inclusions

- Plan Process
- Plan Structure
- Plan Inputs
- Plan Outputs
- Plan Reporting

magIQ  
financialplanning

# Demonstration

# The Long-Term Planning (LTP) Module

File Financial Planning X General Ledger Control Centre MyFinancials

Help Save Refresh Plans Financial Links Global Worksheets Global Excel Assumption

MAGIQ LONG TERM PLAN

- MAGIQ Long Term Plan
  - Operating Income/Expenditure
  - Fixed Assets / CAPEX
  - Depreciation
  - Loans
  - Reserves
  - Interest
  - Transfers
  - Balance Sheet
  - Funding
  - Non-Funded

MAGIQ Long Term Plan

Financial Links Window Keys Window Comments Window Att.

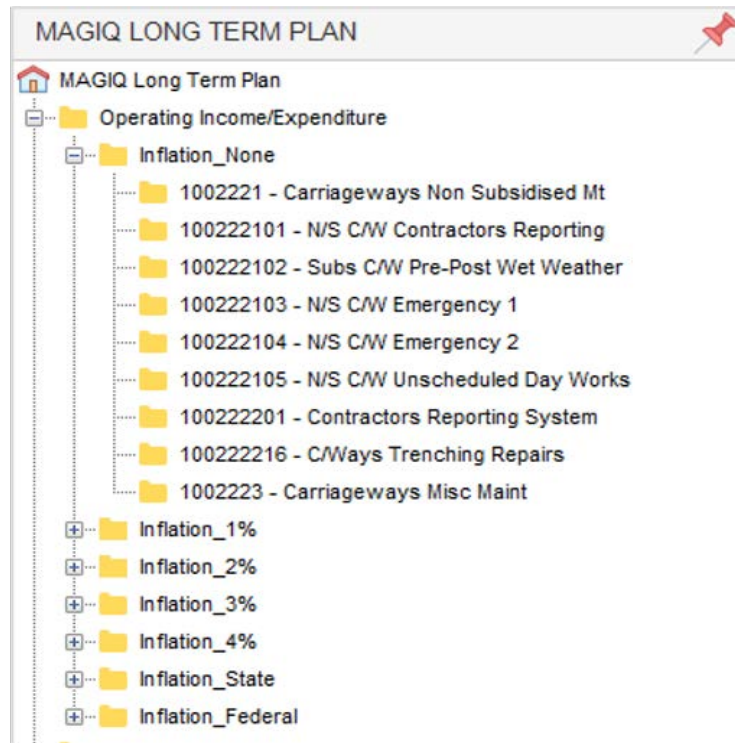
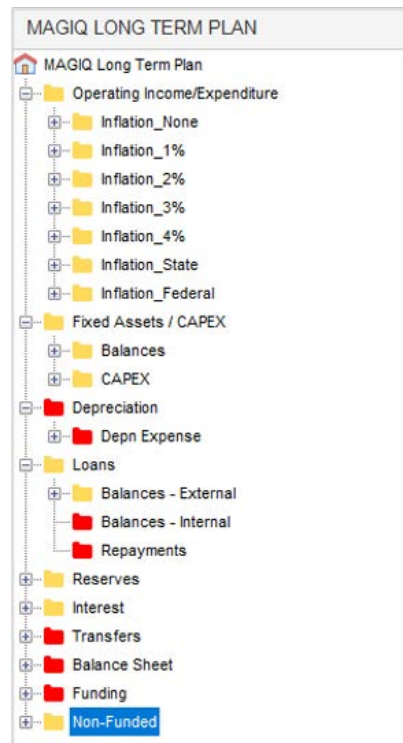
Business Rules

Column Name	Period Number	Opening Balance Formula	Opening Balance Formula Result
2021/31 LTP Budget Year1	1		
2021/31 LTP Budget Year2	2		
2021/31 LTP Budget Year3	3		

magiqsoftware



# LTP Structure



# LTP Business Rules




Business Rules											
Column Name	Period Number	Opening Balance			Period Movement			Closing Balance			Closing Balance Formula Result Amount
		Opening Balance Formula	Opening Balance Formula Result	Opening Balance Formula Result Amount	Period Movement Formula	Period Movement Formula Result	Period Movement Formula Result Amount	Closing Balance Formula	Closing Balance Formula Result		
2021/31 LTP Budget Year1	1			\$0.00	$((@Base Budget) * ((\#inflation\_1\%) * (@inflation Switch))) + [Sglobalworksheet(Journals[AdjustY (@ROWNUMBER)], [AccountCode] = (@ACCOUNTCODE))]$	$(150700 * (1.01 * 1)) + \$0.00$	\$152,207.00	$[Opening Balance Formula Result Amount] + [Period Movement Formula Result Amount]$	0+152207		\$152,207.00
2021/31 LTP Budget Year2	2			\$0.00	$((@Base Budget) * ((\#inflation\_1\%) * (@inflation Switch))) + [Sglobalworksheet(Journals[AdjustY (@ROWNUMBER)], [AccountCode] = (@ACCOUNTCODE))]$	$(150700 * (1.0201 * 1)) + \$0.00$	\$153,729.07	$[Opening Balance Formula Result Amount] + [Period Movement Formula Result Amount]$	0+153729.07		\$153,729.07

# LTP Assumptions

Inflation Interest Revaluation

Assumptions													
<div>  Save            Excel            Add Row            Delete Row            Calculate            Close         </div>													
	Description	Comment	Assumption ID	Group	Data Type	2021/31 LTP Budget	2021/31 LTP Budget	2021/31 LTP Budget	2021/31 LTP Budget	2021/31 LTP Budget	2021/31 LTP Budget	2021/31 LTP Budget	2021/31 LTP Budget
<input type="checkbox"/> Not Grouped													
	Inflation_None		Inflation_None	Not Grouped									
	Inflation_1%		Inflation_1%	Not Grouped	1.01	1.01	1.0201	1.030301	1.04060401	1.0510100501	1.061520150601	1.07213535210701	1.08285670562808
	Inflation_2%		Inflation_2%	Not Grouped	1.02	1.02	1.0404	1.061208	1.08243216	1.1040808032	1.126162419264	1.14868566764928	1.17165938100227
	Inflation_3%		Inflation_3%	Not Grouped	1.03	1.03	1.0609	1.092727	1.12550881	1.1592740743	1.194052296529	1.22987386542487	1.26677008138762
	Inflation_4%		Inflation_4%	Not Grouped	1.04	1.04	1.0816	1.124864	1.16985856	1.2166529024	1.265319018496	1.31593177923584	1.36856905040527
	Inflation_State		Inflation_State	Not Grouped	1.03	1.03	1.0609	1.092727	1.12550881	1.1592740743	1.194052296529	1.22987386542487	1.26677008138762
	Inflation_Feder		Inflation_Federal	Not Grouped	1.02	1.02	1.0404	1.061208	1.08243216	1.1040808032	1.126162419264	1.14868566764928	1.17165938100227

# LTP Variables

LTFP Variables					
<div> Save  Calculate  Close</div>					
Variable Name	Variable Type	Variable Connection Id	Variable Value	Variable Comment	Modified User
Base Budget	SQL	B1			ADMIN
Funding Variable	SQL	B1			ADMIN
Inflation Switch	Standard	B1	1		MAGIQPERF
Overhead Variable	SQL	B1			ADMIN
Revaluation Switch	Standard	B1	1		MAGIQPERF

# LTP - Global Worksheets

OpeningBalanceSheet OpeningFixedAssets OpeningLoans FundingMapping ReservesMapping Transfers Journals CapitalWorks

Global Worksheets

Save Excel Add Row Delete Row Calculate Close

AccountCode	AccountDescription	Balance	Adjustment	AdjustedBalance	Comments
Last Updated	20/10/2020				
8007000	Petty Cash	0	0	0	
800700001	Petty Cash Float Animal contro	0	0	0	
800700002	Petty Cash Float Stores	0	0	0	
800700003	Petty Cash Float Napier Librar	300	0	300	
800700004	Petty Cash Float Taradale Libr	100	0	100	
800700005	Petty Cash Float SSH Toilets	50	0	50	
800700006	Petty Cash Float Memorial Squa	0	0	0	
800700007	Petty Cash Float Aquatic Centr	100	0	100	
800700008	Petty Cash Float Finance	250	0	250	
800700009	Petty Cash Float Town Planning	150	0	150	
800700010	Petty Cash Float Health	0	0	0	
800700020	Petty Cash Aquarium	200	0	200	
800700022	Petty Cash Float TS Corp Office	0	0	0	
800700024	Petty Cash Float Marineland	0	0	0	
800700026	Petty Cash Float Par 2 Golf	0	0	0	
800700028	Petty Cash Float WMC	220	0	220	
800700030	Petty Cash Float Municipal Th	200	0	200	
800700032	Petty Cash Float i-Site	150	0	150	
800700034	Petty Cash Float Tdle Hol Park	0	0	0	
800700036	Petty Cash Float Kennedy Park	300	0	300	
800700037	Petty Cash HBMAAG	300	0	300	
800700038	Petty Cash Faraday	0	0	0	
8007001	Cash Floats	0	0	0	

OpeningBalanceSheet OpeningFixedAssets OpeningLoans FundingMapping ReservesMapping Transfers Journals CapitalWorks



# LTP Reporting - Data Browser

File

Financial Planning

General Ledger

Control Centre

MyFinancials

Refresh

Find

Settings

Report

Filter Locks

Transactions

Navigation

Properties

Browser

Hierarchy

Charts

Measures

May

Move Back

Group Account

Export

Fields

Customise Report

Send To Report

Save Budget Entry

Base Bud

Budget Ent

Navigation Tree

Navigation

Democracy and Governance

Roading

Solid Waste

Stormwater

Sewerage

Water Supply

Recreation

Social and Cultural

City Activities

Planning and Regulatory

Hospital Assets

Support Units

Rates and Special Funds

Balance Sheet

Add to PowerTree

Filter

Directorate

Business Unit

Cost Centre

Account Type

Group Account

Sub Group Account

Group Account Details

For Period May

Group Account	2020/21 YTD Actuals	2020/21 Total Base Budget	2021/31 LTP Budget Year1	2021/31 LTP Budget Year2	2021/31 LTP Budget Year3	2021/31 LTP Budget Year4
Grand Total	0	(9,878,821)	3,286,889	3,864,832	4,466,524	5,092,797
Revenue	(1,574,831)	(97,412,969)	(41,854,381)	(42,636,428)	(43,433,587)	(44,246,147)
Rates Revenue	23,305	(50,459,918)	(973,531)	(985,216)	(997,056)	(1,009,054)
Finance Revenue	(26,005)	(964,000)	(973,640)	(983,376)	(993,210)	(1,003,142)
Financial and Development Contributions	0	(2,764,200)	(2,819,484)	(2,875,874)	(2,933,391)	(2,992,059)
Subsidies and Grants	(957)	(5,596,650)	(5,703,788)	(5,813,020)	(5,924,388)	(6,037,934)
Other Revenue	(1,571,173)	(37,303,001)	(31,055,486)	(31,647,207)	(32,250,487)	(32,865,553)
Other gains/losses	0	(325,200)	(328,452)	(331,737)	(335,054)	(338,404)
Expenditure	(2,308,539)	87,534,148	45,141,269	46,501,261	47,900,111	49,338,944
Employee Benefit Expense	(2,110,748)	30,512,636	31,428,015	32,370,856	33,341,981	34,342,246
Depreciation and Amortisation	0	20,829,500	0	0	0	0
Finance Costs	0	0	0	0	0	0
Other Operating Expenses	(198,211)	36,551,812	27,525,913	28,081,191	28,648,423	29,227,894
Share of associate surplus/deficit	0	(359,800)	(363,398)	(367,032)	(370,702)	(374,409)
Offsetting Expenditure	420	0	(13,449,261)	(13,583,754)	(13,719,591)	(13,856,787)

# LTP Reporting - Dashboard

File Financial Planning General Ledger Control Centre MyFinancials X											
Save Layout Refresh Dashboard Items Change Time Series Save Items Window Properties											
MyFinancials Links											
Group Account Details For Period May											
Group Account	2021/31 LTP Budget Year1	2021/31 LTP Budget Year2	2021/31 LTP Budget Year3	2021/31 LTP Budget Year4	2021/31 LTP Budget Year5	2021/31 LTP Budget Year6	2021/31 LTP Budget Year7	2021/31 LTP Budget Year8	2021/31 LTP Budget Year9	2021/31 LTP Budget Year10	
Grand Total	3,286,889	3,864,832	4,466,524	5,092,797	5,744,476	6,422,470	7,127,687	7,861,034	8,623,517	9,416,122	
Revenue	(41,854,381)	(42,636,428)	(43,433,587)	(44,246,147)	(45,074,436)	(45,918,710)	(46,779,369)	(47,656,639)	(48,550,942)	(49,462,511)	
Rates Revenue	(973,531)	(985,216)	(997,056)	(1,009,054)	(1,021,213)	(1,033,635)	(1,046,023)	(1,058,679)	(1,071,504)	(1,084,503)	
Finance Revenue	(973,640)	(983,376)	(993,210)	(1,003,142)	(1,013,174)	(1,023,305)	(1,033,538)	(1,043,874)	(1,054,312)	(1,064,856)	
Financial and Development Contributions	(2,819,484)	(2,875,874)	(2,933,391)	(2,992,059)	(3,051,901)	(3,112,937)	(3,175,198)	(3,238,700)	(3,303,476)	(3,369,543)	
Subsidies and Grants	(5,703,788)	(5,813,020)	(5,924,388)	(6,037,934)	(6,153,705)	(6,271,735)	(6,392,083)	(6,514,780)	(6,639,887)	(6,767,436)	
Other Revenue	(31,055,486)	(31,647,207)	(32,250,487)	(32,865,553)	(33,492,655)	(34,131,991)	(34,783,869)	(35,448,461)	(36,126,096)	(36,816,951)	
Other gains/losses	(328,452)	(331,737)	(335,054)	(338,404)	(341,788)	(345,206)	(348,658)	(352,145)	(355,666)	(359,223)	
Expenditure	45,141,269	46,501,261	47,900,111	49,338,944	50,818,912	52,341,181	53,907,057	55,517,674	57,174,459	58,878,633	
Employee Benefit Expense	31,428,015	32,370,856	33,341,981	34,342,246	35,372,506	36,433,674	37,526,698	38,652,492	39,812,064	41,006,420	

## Budgeting

2021 Base Budget Entry

## Reporting

2021/31 LTP Budget Version 1  
2021/31 LTP Budget Version 2  
2021/31 LTP Budget Version 3

## Council Reporting

2021/31 LTP Budget - Report to Council Version 1  
2021/31 LTP Budget - Report to Council Version 2  
2021/31 LTP Budget - Report to Council Version 3

# LTP Reporting - Excel Reports

LTP Report to Council										
2021/21 LTP Budget MAGIQ Council										
2021/31 LTP Budget										
	2020/21	2021/22	2022/23	2023/24	2024/25	2025/26	2026/27	2027/28	2028/29	2029/30
INCOME AND EXPENDITURE - Inflated										
Access Rooding & Transport										
Income										
Fees and Charges										
17997 OTHER REVENUE	(60,920)	(61,773)	(63,132)	(64,647)	(66,263)	(68,052)	(69,958)	(72,057)	(74,290)	(76,742)
Total Fees and Charges	(60,920)	(61,773)	(63,132)	(64,647)	(66,263)	(68,052)	(69,958)	(72,057)	(74,290)	(76,742)
Grants and Subsidies										
17990 NZTA SUBSIDY GENERAL	(1,404,219)	(1,466,949)	(1,530,457)	(1,599,171)	(1,686,495)	(1,732,030)	(1,780,527)	(1,833,943)	(1,890,795)	(1,953,191)
17998 NZTA CAPITAL	(2,756,208)	(2,185,755)	(2,689,542)	(2,710,953)	(2,951,832)	(6,615,516)	(1,860,844)	(1,916,670)	(1,976,087)	(2,041,296)
17989 NZTA SUBSIDY FOOTPATH	(43,865)	(45,426)	(47,392)	(49,520)	(51,773)	(53,171)	(54,660)	(56,300)	(58,045)	(59,960)
179H2 NZTA SUBSIDY ON COMMUNITY PROGRAMMES	(38,036)	(39,389)	(41,095)	(42,940)	(44,893)	(46,105)	(47,396)	(48,818)	(50,332)	(51,993)
Total Grants and Subsidies	(4,242,328)	(3,737,519)	(4,308,485)	(4,402,583)	(4,734,993)	(8,446,823)	(3,743,427)	(3,855,731)	(3,975,258)	(4,106,440)

# Summary

magIQ  
financialplanning

MAGIQ Financial Planning will:

- Store all your data in one single, secure location
- Reduce the business risk associated with multiple spreadsheets and macros
- Save your organisation significant time
- Generate 'what if' financial planning scenarios and allow you to copy plans
- Provide financial planning for 30+ years
- It is fully auditable
- Provides an automated data refresh

magIQsoftware  40  
CELEBRATES  
YEARS

# Questions?

# Find out more - MAGIQ Financial Planning

- If you would like to find out more information about MAGIQ Financial Planning, please contact [sales@magiqsoftware.com](mailto:sales@magiqsoftware.com) or contact your friendly Account Manager.
- We will be hosting an in depth webinar on MAGIQ Financial Planning in the coming weeks. If you would like to attend, please get in touch via the email above or call our sales team on:

**03 9468 9401**

magiqsoftware



[www.magiqsoftware.com](http://www.magiqsoftware.com)