

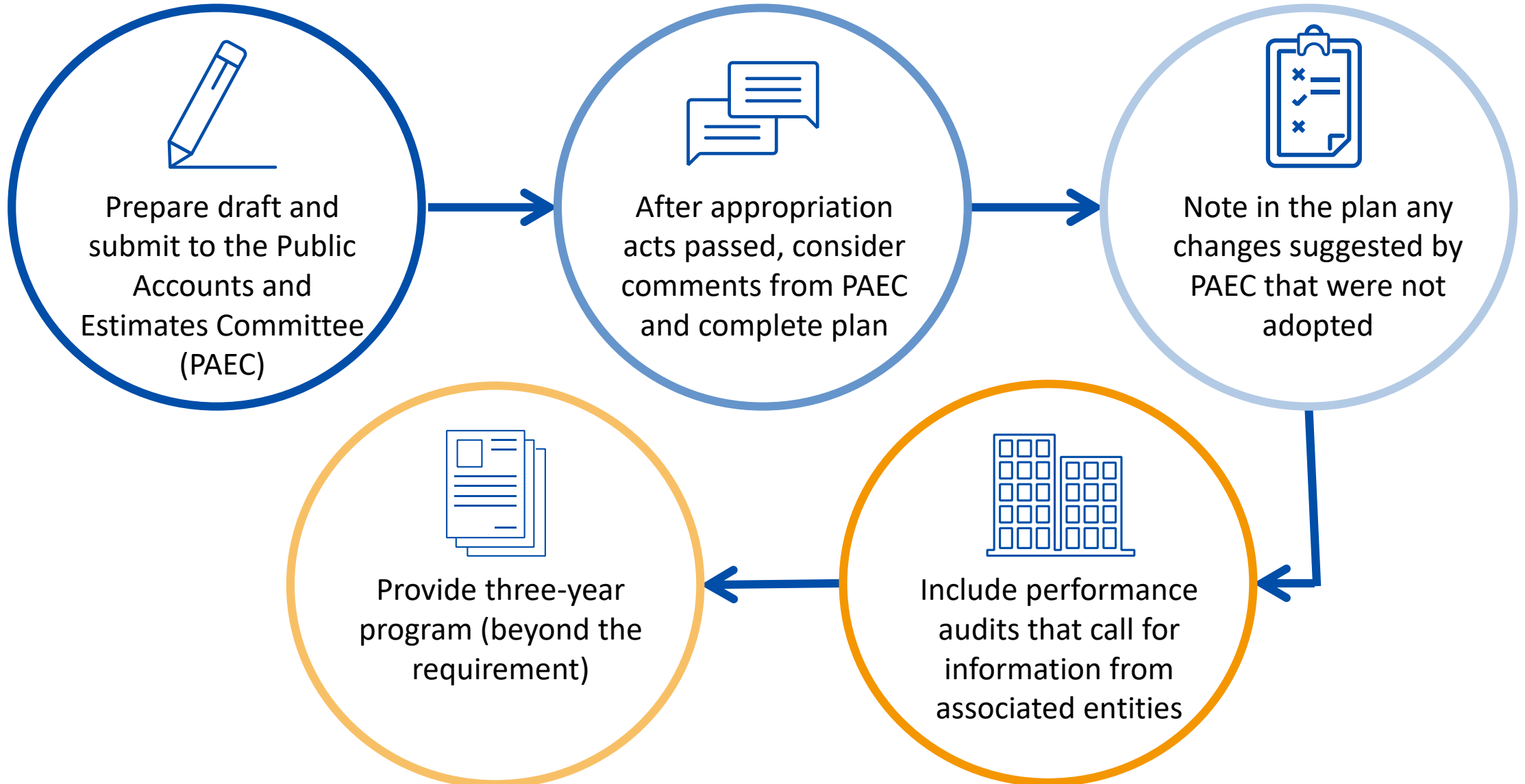
Annual Plan 2020-2021

Looking forward clearly

Andrew Greaves, Auditor-General

VAGO

Legislative requirements – *Audit Act 1994*



Process overview



Engaging our staff in annual planning



- Seven matched sector teams in Performance Audit (PA) and Financial Audit (FA)
- PA sector directors lead their team, and consult with their paired FA team to research, consult and develop proposed performance audits for that sector
- All staff involved throughout most of the year—shared responsibility and team effort
- Supports staff ownership of the plan and engagement in audit subject matter

Grow our influence



Stakeholder engagement

Inform our topic selection by consultation including:

- PAEC
- Government departments and agencies
- Local government
- Academics and subject matter experts
- Consumer, industry and professional groups

Consult early and regularly with key stakeholders

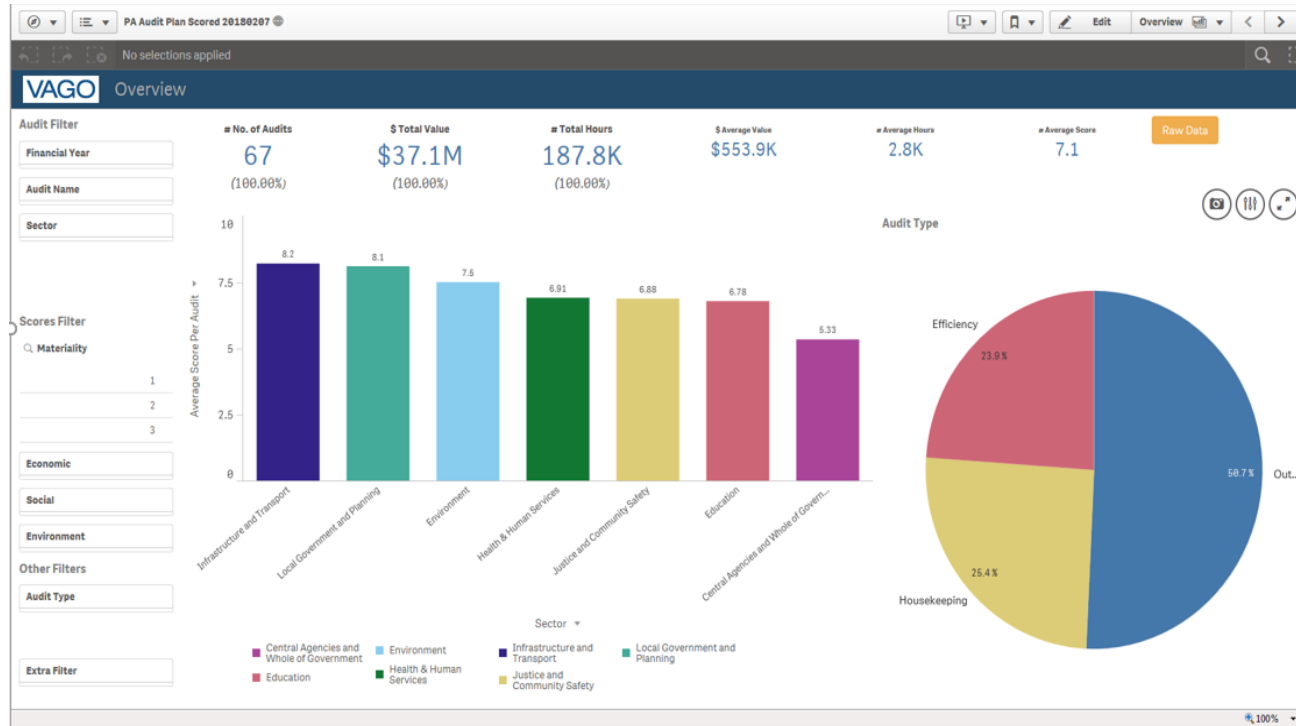
Explore our full mandate



Aim to have reasonable coverage across our wide remit

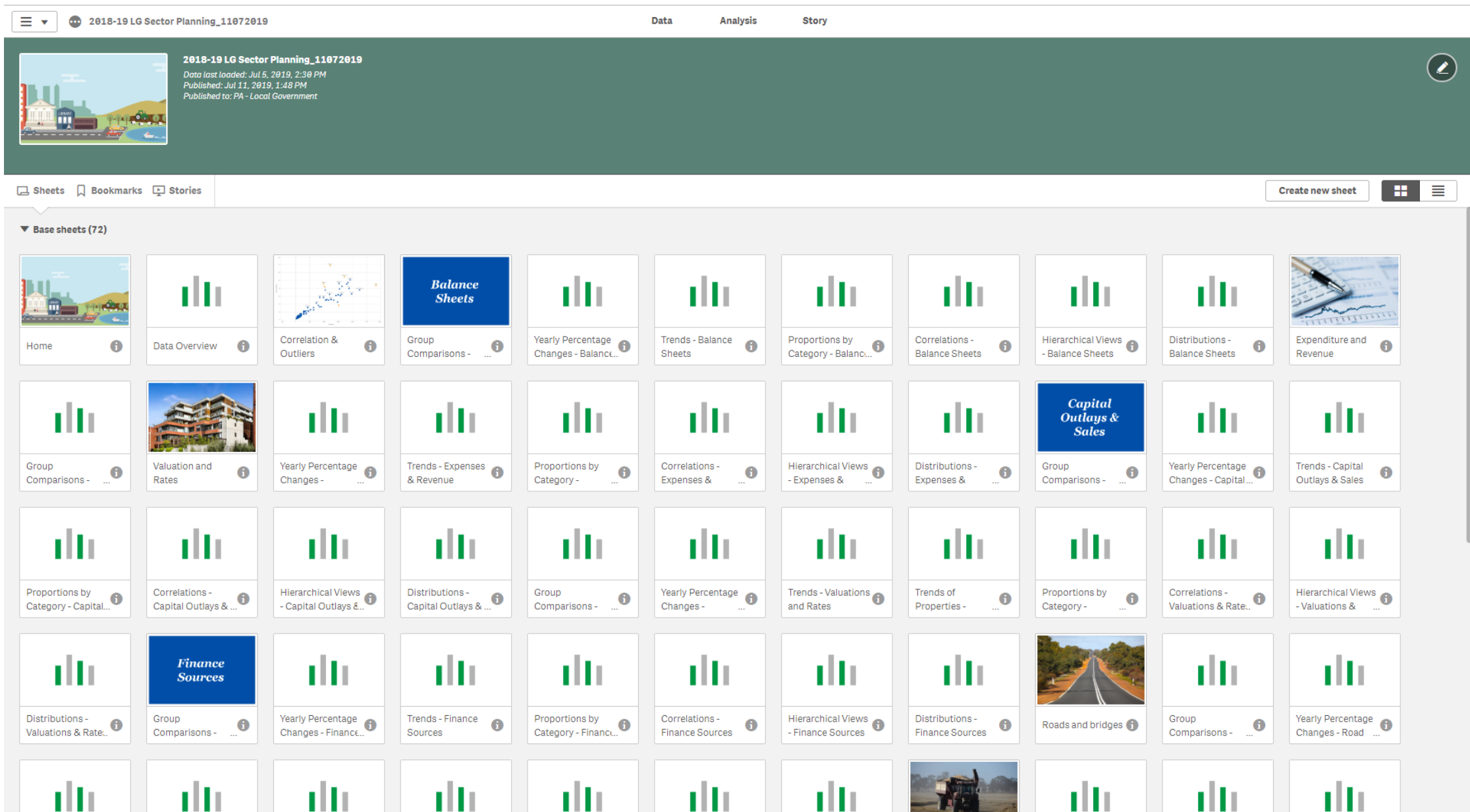
- Aim for a good mix across:
 - Service delivery outcomes e.g. homelessness, VCAL
 - Good housekeeping e.g. personnel security, performance measurement
 - Service delivery efficiency e.g. council road maintenance

Annual planning dashboard



- Review and consider audits across:
 - risk and materiality
 - sectors/agencies
 - audit type e.g. effectiveness, efficiency, 'housekeeping'
 - cost and hours
 - priority rating

Supports an investment approach to decision making that links to our budget planning



VAGO Trends - Council Staff

Filters

Number of Councils

79

Avg Annual Employment

34.35k

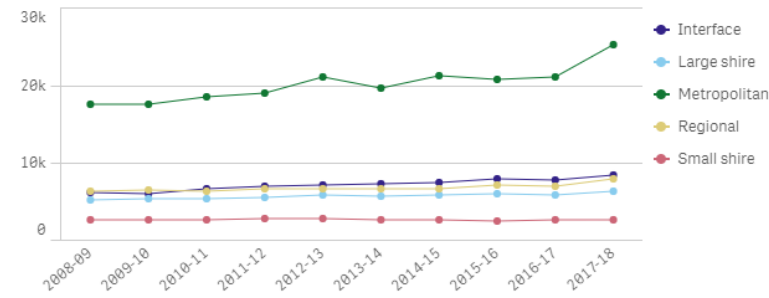
Year

- 2008-09
- 2009-10
- 2010-11
- 2011-12
- 2012-13
- 2013-14
- 2014-15
- 2015-16
- 2016-17
- 2017-18

Select Data

- Staff Employed
- Staff Leaving
- New Appointments

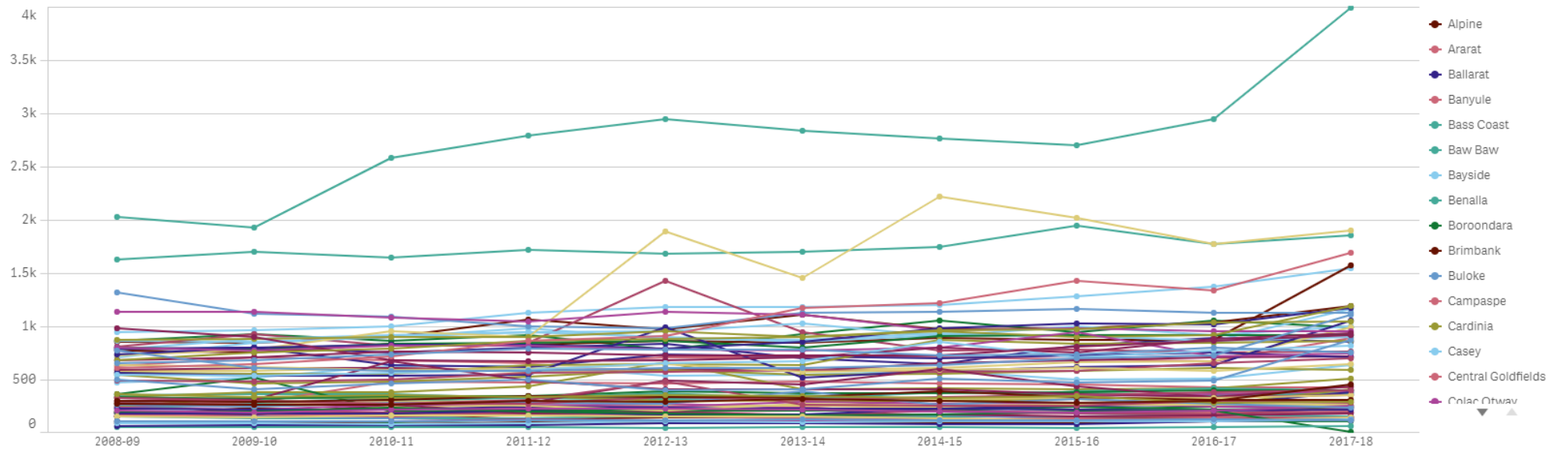
Council Group's Total



Yearly Percentage Changes of Total

Council	Avg Yearly Change (%)	Max Yearly Change (%)	Min Yearly Change (%)
Alpine	1.95	55.09	-29.27
Ararat	-0.06	5.39	-5.22
Ballarat	1.58	26.56	-16.45
Banyule	4.44	32.45	-4.37
Bass Coast	0.93	21.35	-14.99
Baw Baw	3.15	20.98	-8.23
Bayside	4.33	26.99	-15.53
Benalla	0.43	18.42	-15.95

Council's Total



Home page

Local government

If you would like to know more about the Victorian Auditor-General's Office's work on the Local government and economic development sectors, please contact:

Ryan Green

Performance audit sector director
Local Government & Economic Development
Ryan.green@audit.vic.gov.au
0428 171 221

Jonathan Kyvelidis

Financial audit sector director,
Local Government
Jonathan.kyvelidis@audit.vic.gov.au
0417 554 469

The Auditor-General is an independent officer of the Victorian Parliament. He is supported by approximately 185 staff to provide assurance to Parliament and the Victorian community about how effectively public sector agencies are providing services and using public money.

