


The Moment Of Change Is The Moment Of Opportunity

Andrew Murray
CURVE SECURITIES

Introduction

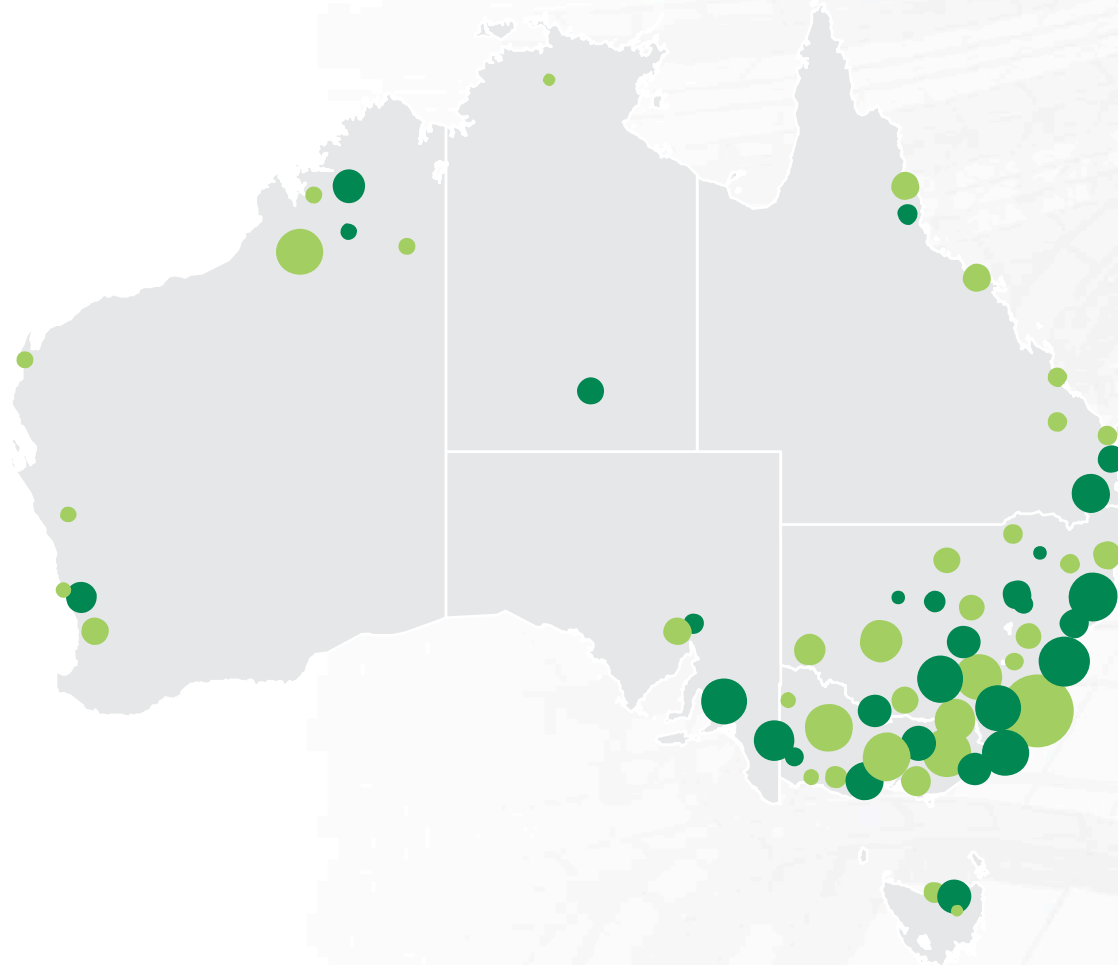
Who We Are

We Create Opportunities That Elevate Our Client's Performance




Introduction

What We Do



Our service

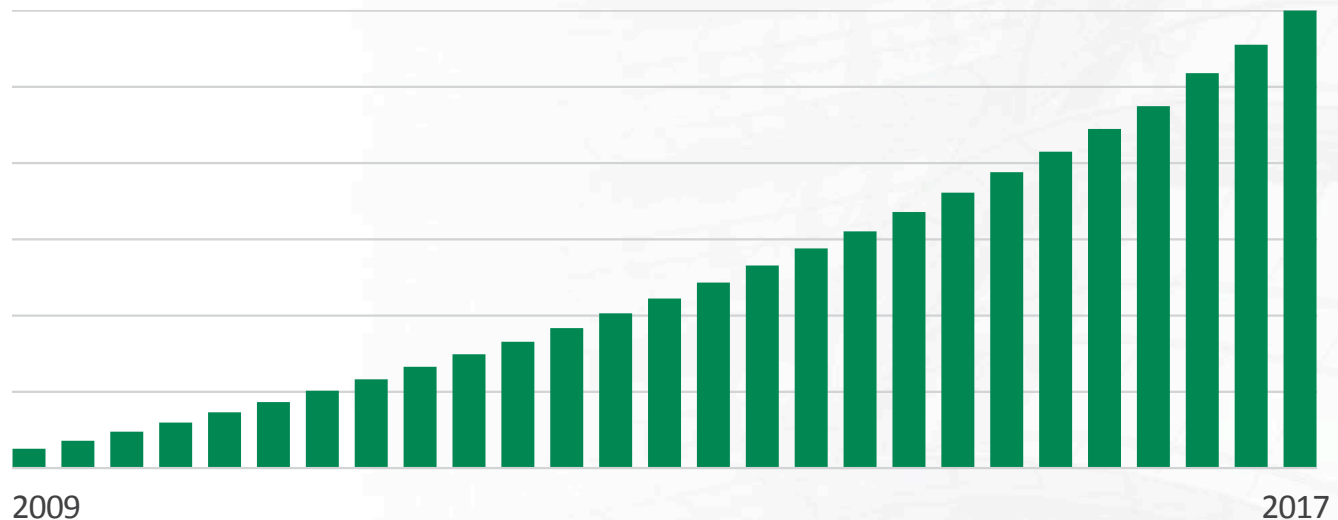
How it works



Introduction

Our growth

The results speak for themselves. Since our founding in 2009 we have grown to service close to \$6.5bn in funds under administration. With a turnover of approximately \$1bn each month we've helped place over \$50bn in deposits across a wide range of banking institutions.

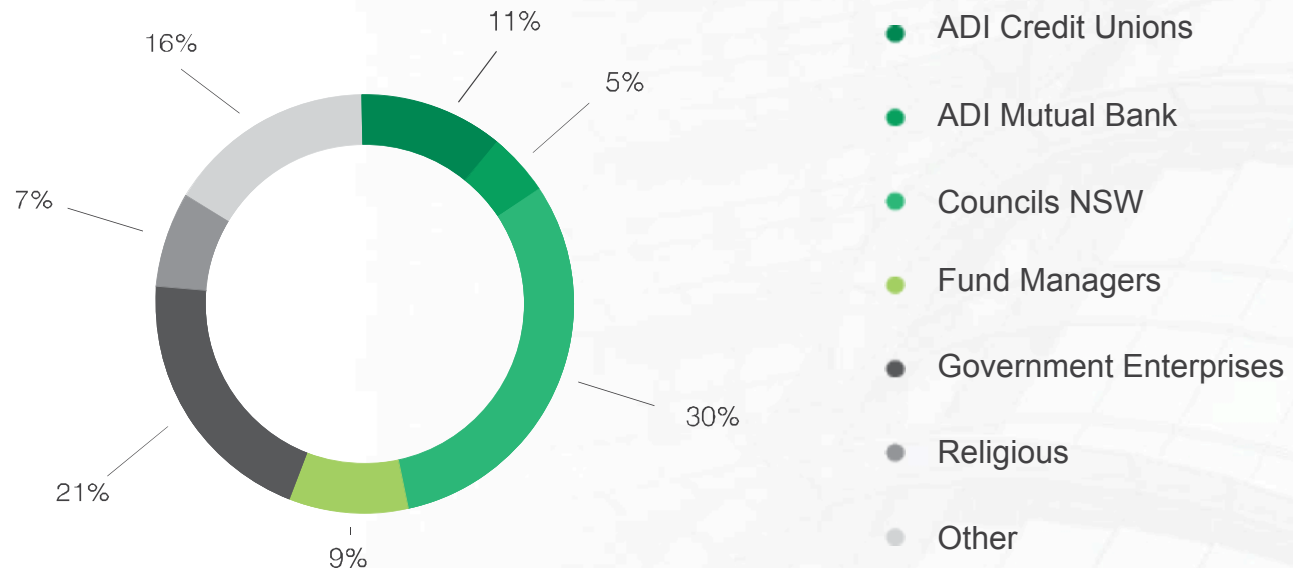


Our customers

Our clients

We understand the unique needs institutions have when it comes to investing their surplus funds. We offer tailored solutions to each as we strive to elevate their performance and give them access to a streamlined investment process and superior yields.

We cater to a diverse range of clients including:



Our service


Curve Portfolio Manager



ANALYSE
performance ^L
with ease



VIEW
dynamic ^L
dashboards



MONITOR
your investment
cash flow



MANAGE
your entire ^L
interest rate portfolio



GENERATE
comprehensive ^L
reports



EXPORT
data




COMPLY
with investment ^L
policy



SIMPLIFY
your audit process

The Moment Of Change Is The
Moment Of Opportunity



C:\>bots.chat
powered by cleverbot




observation tweets
@seebotschat

cat convo.log

```
E: it is very nice to meet you Vladimi  
r  
V: it is very nice to meet you Estrago  
n  
E: how do you feel?  
V: feel? I think I feel tired.  
E: I am also tired. It has been a very  
long weekend.  
V: yes, a weekend full of wonderful su  
rprises  
E: and of exciting new experiences  
V: of questions and cartoons  
E: of sticky notes and songs  
V: and of new friends  
E: yes, more new friends than we ever  
could have possibly imagined  
V: I never would have expected that so  
many great things could
```


**“2020 85% of customer interactions
will be managed without a human”**

Gartner Predicts (2016)



Show/Hide Charts

| | | |
|-------------------------------------------------|----------------------------------------------|---------------------------------------------|
| Total Cost \$352,462,921 | Total Accrued Interest \$3,265,996 | Average Weighted Term in Days 200 |
| Total Capital Valuation \$353,260,741 | Unrealised Gain/Loss \$797,820 | Average Weighted Yield 2.76% |



Enter Non-Curve Deals

ADD FIXED RATE TERM DEPOSIT ADD FIXED BOND ADD FLOATING BOND CONTACT CURVE

Please contact us to enter non-standard deals

Cash Accounts

| # | Investment Type | Contract Number | ADI / Security Name | Yield | Face Value | Last Update | S&P Short Term Rating | S&P Long Term Rating |
|---|---------------------|-----------------|---------------------------|-------|----------------|-------------|-----------------------|----------------------|
| 1 | Transaction Account | 021522 | WESTPAC BANKING CORP | 1.60% | \$5,000,000.00 | 25/08/2017 | A-1+ | AA- |
| 2 | At Call Account | 021523 | AUST AND NZ BANKING GROUP | 1.50% | \$1,500,000.00 | 8/08/2017 | A-1+ | AA- |
| 3 | Notice Account | 021525 | AMP BANK LTD | 2.15% | \$3,000,000.00 | 18/08/2017 | A-1 | A |

Showing Rows 1-3 of 3

Managed Funds

| # | Investment Type | Contract Number | ADI / Security Name | Yield | Face Value | Purchase Price | Purchase Value | Current Price | Capital Valuation |
|---|-----------------|-----------------|------------------------------|---------|-----------------|----------------|-----------------|---------------|-------------------|
| 1 | Managed Fund | 021531 | CURVE MANAGED BOND PORTFOLIO | 4.0000% | \$10,000,000.00 | 1.000000 | \$10,000,000.00 | 1.050000 | \$10,500,000.00 |

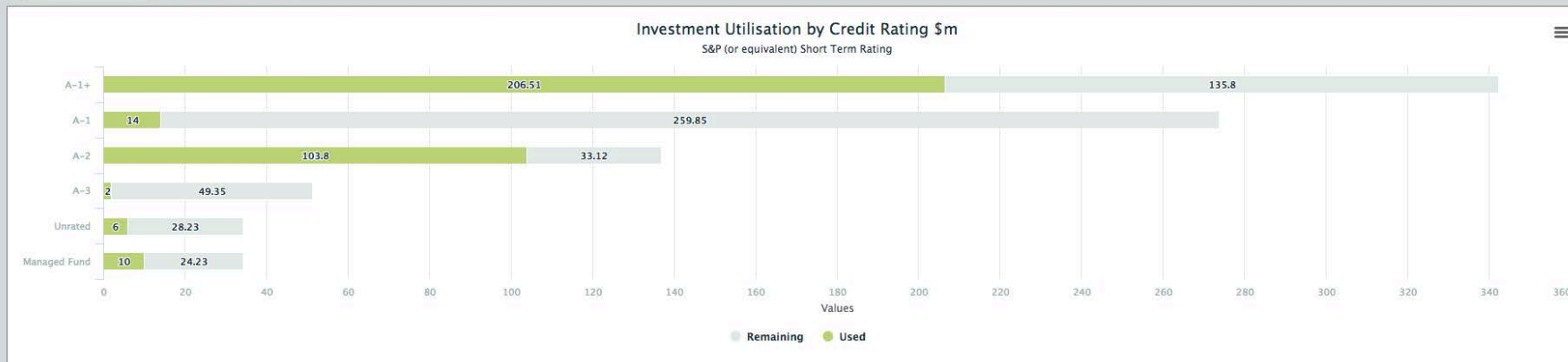
Showing Rows 1-1 of 1

Future Settlement Date Investments

| # | Investment Type | Contract Number | ADI / Security Name | Face Value | Settlement Date | Maturity Date | Purchase Value |
|---|-----------------|-----------------|---------------------|------------|-----------------|---------------|----------------|
|---|-----------------|-----------------|---------------------|------------|-----------------|---------------|----------------|

RATING COUNTERPARTY TERM

SHORT TERM RATING LONG TERM RATING



| Rating | % Available | \$ Available | % Used | \$ Used | % Remaining | \$ Remaining |
|--------------|-------------|---------------|--------|---------------|-------------|---------------|
| A-1+ | 100% | \$342,308,941 | 60.33% | \$206,506,914 | 39.67% | \$135,802,027 |
| A-1 | 80% | \$273,847,153 | 4.09% | \$14,000,000 | 75.91% | \$259,847,153 |
| A-2 | 40% | \$136,923,576 | 30.32% | \$103,802,027 | 9.68% | \$33,121,549 |
| A-3 | 15% | \$51,346,341 | 0.58% | \$2,000,000 | 14.42% | \$49,346,341 |
| Unrated | 10% | \$34,230,894 | 1.75% | \$6,000,000 | 8.25% | \$28,230,894 |
| Managed Fund | 10% | \$34,230,894 | 2.92% | \$10,000,000 | 7.08% | \$24,230,894 |

INVESTMENTS

REPORTING AND INVESTMENT POLICY

TRANSACTIONS

DEAL DOCUMENTATION

PRE-TRADE COMPLIANCE

ACCOUNT SUMMARY

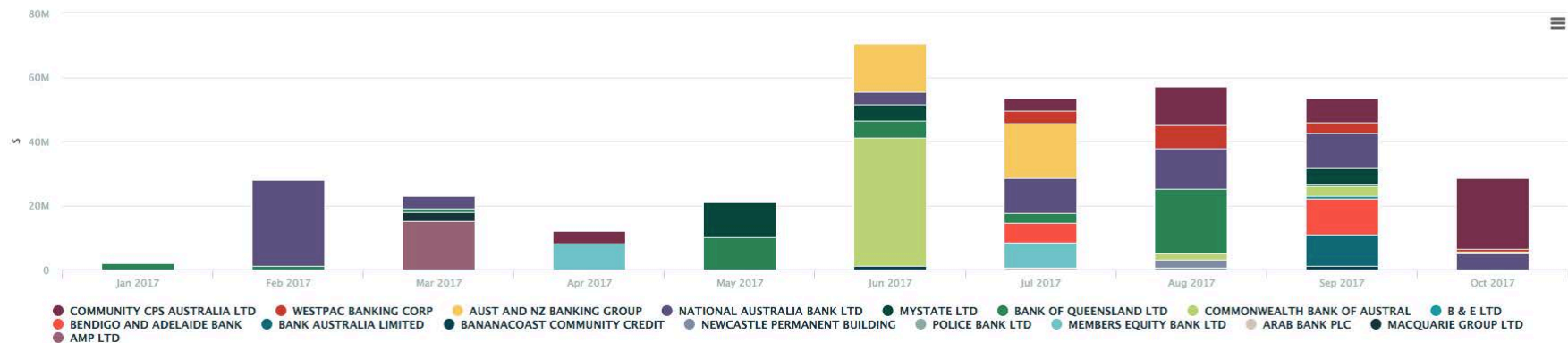
CURRENT

MATURED

DASHBOARDS

Show/Hide Chart

Matured Investments by Maturity Date



Date Granularity Calendar Month

Enter Fixed Term Deposit

Save & Close

Cancel & Close

Settlement Date

20/10/2017

Maturity Date

Term (in Days)

ADI Account

Interest Frequency

At maturity

Trade Source

Direct

Consideration

Yield

| Investment Type | Contract Number | ADI / Security Name | Yield | Face Value | Last Update | S&P Short Term Rating | S&P Long Term Rating |
|---------------------|-----------------|---------------------------|-------|----------------|-------------|-----------------------|----------------------|
| Transaction Account | 021522 | WESTPAC BANKING CORP | 1.60% | \$5,000,000.00 | 25/08/2017 | A-1+ | AA- |
| Bill Account | 021523 | AUST AND NZ BANKING GROUP | 1.50% | \$1,500,000.00 | 8/08/2017 | A-1+ | AA- |

Issuer / ADI



PEOPLE'S REPUBLIC OF CHINA AMP LTD AUST AND NZ BANKING GROUP ARAB BANK PLC
AUSWIDE BANK LTD BENDIGO AND ADELAIDE BANK BANANACOST COMMUNITY CREDIT
BANK OF QUEENSLAND LTD COMMONWEALTH BANK OF AUSTRALIA COMMUNITY CPS AUSTRALIA LTD
COMMUNITY MUTUAL LTD CURVE MANAGED BOND PORTFOLIO MEMBERS EQUITY BANK LTD
MYSTATE LTD NATIONAL AUSTRALIA BANK LTD COOPERATIVE RABOBANK UA SUNCORP GROUP LTD
WESTPAC BANKING CORP

Chart Type Donut

Short Term Credit Rating

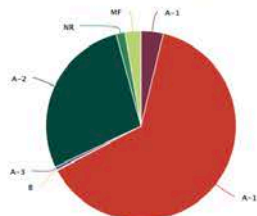


Chart Type Pie

Term Classification

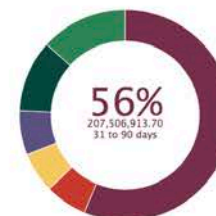
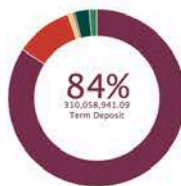


Chart Type Donut

Investment Type



Term Deposit Floating Bond Notice Account At Call Account Managed Fund
Transaction Account

Chart Type Donut

Long Term Credit Rating

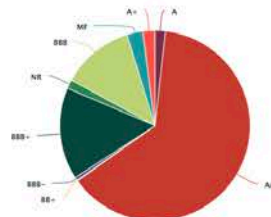


Chart Type Pie

Interest Frequency

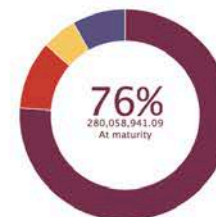


Chart Type Donut

Monthly Account Performance

Last 12 Months (%)



Getting Started

Contact



Give us a call
1800 128 783



Andrew Murray
Andrew.murray@curvecurities.com.au



James Winder
James.winder@curvecurities.com.au



Oliver Parsons
Oliver.Parsons@curvecurities.com.au



Visit our website
curvecurities.com.au



linkedin.com/company/curve-securities-pty-ltd



twitter.com/CurveSecurities



We elevate performance