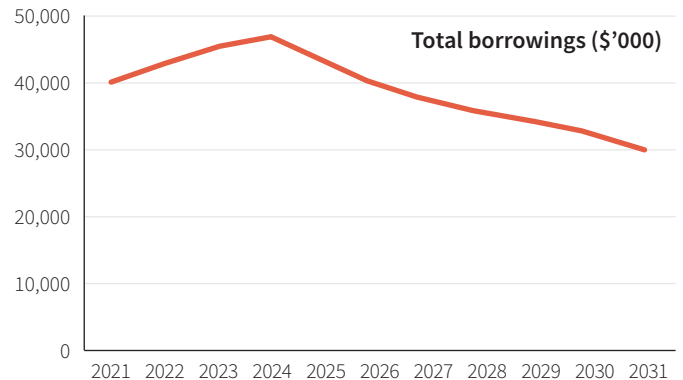
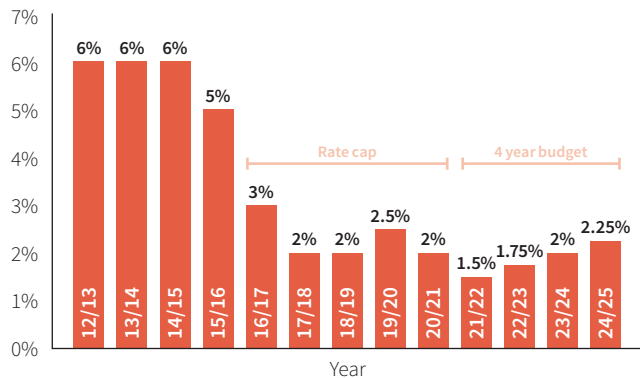


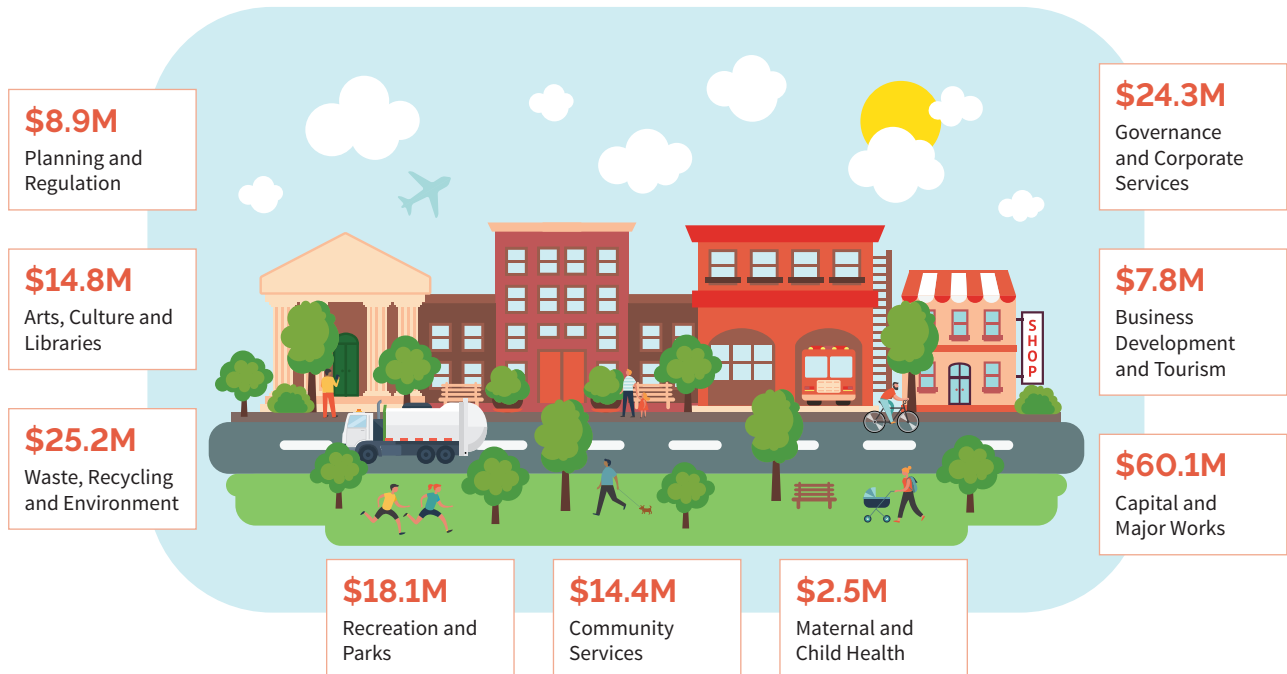
# City of Greater Bendigo Financial Plan at a glance

- \$223.5M in total operating revenue in 2021/2022
- \$158.5M in operating expenditure (excluding depreciation)
- \$66.2M in capital projects (then between \$50M and \$70M annually)
- \$133M in rates and charges (increasing with CPI)
- \$5M-\$10M in borrowings annually after 2021/2022 supporting capital expenditure
- 766 full time equivalent staff in 2021/2022
- Average 1.95% increase on rates (1.5% in 2021/2022 budget)

The City of Greater Bendigo publishes a 10-year Financial Plan to support the community vision and Council Plan. Revenues over the period are forecast to increase from \$223M to \$269M, and borrowings will continue to be used to support capital expenditure. The graph below on the left shows the percentage that rates have increased in past years as well as the projected increase based on CPI for the next four years. The graph on the right shows the projected borrowings for the next 10 years. The City's borrowing policy ensures money is borrowed sustainably, so that future repayments are manageable.



The following categories of service and capital costs are planned in 2021/2022. More details are available in the City's 10-year Financial Plan 2021-2031 at [www.letstalkgreaterbendigo.com.au/imagine](http://www.letstalkgreaterbendigo.com.au/imagine)



## A snapshot of other responsibilities:

- More than **47,000** drainage pits
- More than **1,400** public buildings and structures
- More than **70** sporting reserves and venues
- More than **100,000** nature strip trees
- More than **900km** of walking and cycling paths
- More than **9,500** street lights
- More than **1,500km** of sealed roads
- 130** playgrounds