

FinPro Conference 2019

2020 Vision

Looking forward clearly

LG Solutions

“partners in Council’s financial data”

16 – 18 October 2019

Today's topics

- About LG Solutions
- Our Cloud Applications
- Cloud Year End
 - Cloud ELE
- LTFP
- Cloud Leases
- Fees & Charges & GST Addin

LG Solutions

- **LG Solutions** has been going for 15 years
- Zero base to over 220 Council Clients
- Across 6 States - NSW, QLD, NT, WA, SA & VIC.
- Team of 6
- **“trifecta” in Local Government financial management** – having been LG Finance Professionals, LG Auditors &/or LG Consultants !!
- **LG Solutions** can (& do) provide around the clock **24-hour service!!**
 - Team Oz
 - Team Euro

LG
ANALYSER

CLOUD
F&C

CLOUD
LTFP

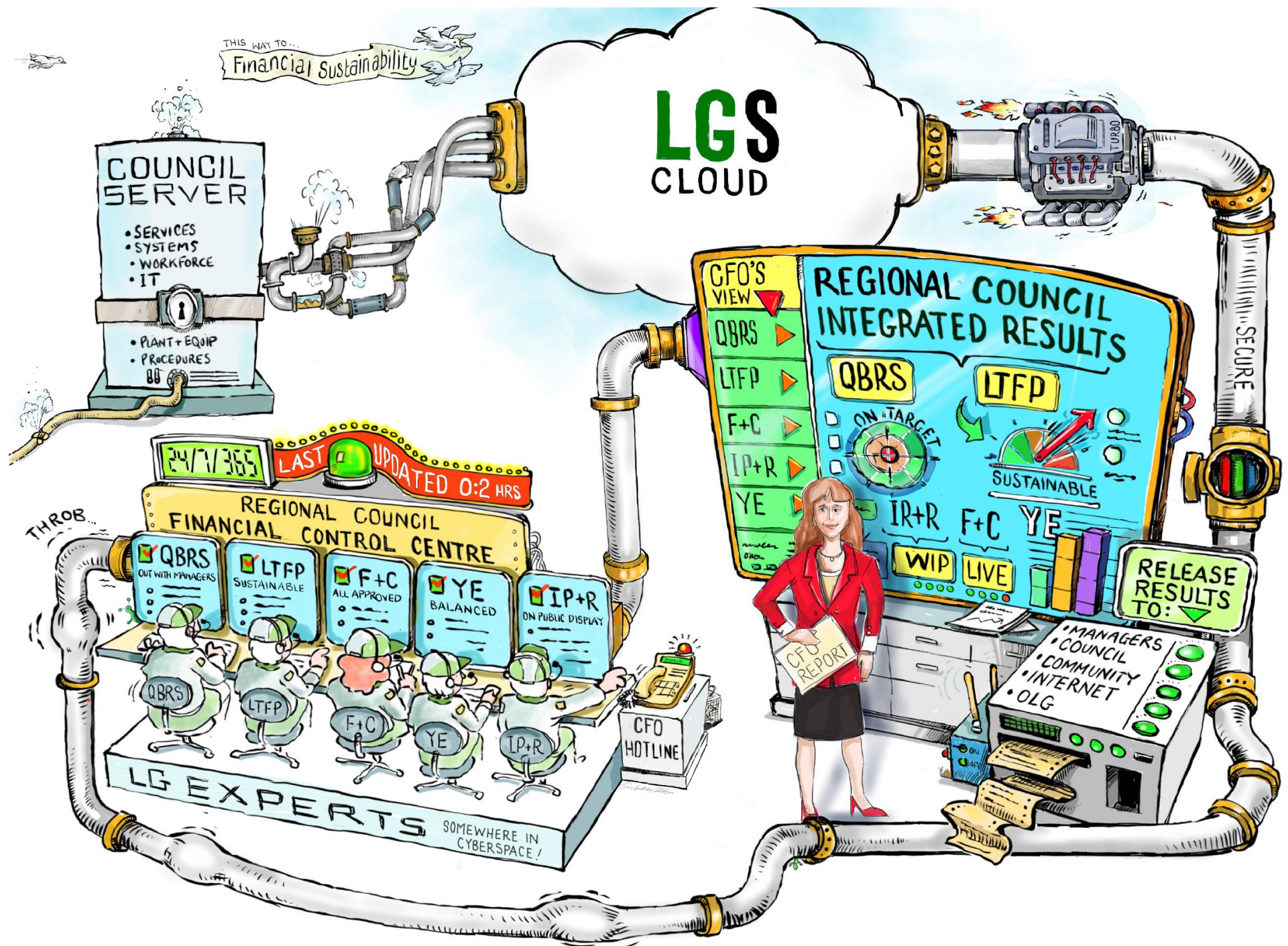
QBRS

CLOUD
YE

CLOUD
LEASES

CLOUD
IP+R

PuMA



Cloud Year End Reporting



YE – 2019

- LGS Cloud YE – *“transformation from spreadsheets”*
- YE 2018/19 Cloud or Spreadsheet (NSW)
 - 120 councils Cloud only
 - 5 councils Excel then Cloud
- Cloud released to councils from April
- Cloud YE – 2 stage process
 - Stage 1 – **disclosures** finalised
 - Stage 2 – all about the **numbers**

Cloud YE – 2 Stage Process

• Stage 1

- YE financial statements available well in advance (or immediately after rollover).
- 24/7/365 access to Council's financial statements.
- a new process that will
 - assist in reducing the mad last week rush to 30/09
 - get the format, presentation and disclosures right
- Audit Committee & Auditor sign off on the format, presentation and disclosures
BEFORE 30 June.

YE – 2019 – 2 Stage Process

- **Stage 2**

- With a format/presentation/disclosure “sign off” before
30 June...this will leave the period 1 July to 30 September to concentrate
on **the numbers ONLY !**

Cloud YE – 2019 – a new YE experience

- Checklist available
 - Summary checks
 - Individual checks
- Colour coding of cells to distinguish Calculated, User input....
- Formula display – how was the number calculated?
- Renumbering of Notes available

Cloud YE – 2019 – a new YE experience

- Multi-user access (including Auditor (if you wish))
- On demand PDF Reporting at individual note level or complete set of Financial Statements
- When audit completed we will roll & council can start next year
- Carries forward format, presentation and disclosures
- Updated annually based on Model Financial Statements changes
- Everyday a potential YE day - Option 4 (GL mapped) Councils


Cloud YE – How To !

1. Cloud YE - Where to start
2. Navigation within Cloud YE
3. Screen navigation and functionality choices (Notes & Sub Notes)
4. Admin and Parameters
5. PDFs and real time reports
6. Note 1 & Accounting Policies
7. Data Entry - Option 3 Councils
8. Data Entry - Option 4 Councils
9. Include Exclude within Cloud YE
10. Checklists
11. Option 4 (GL auto update) mapping

Cloud ELE

ELE Discounting Service 2020

- Our ELE services will be Cloud based, available "real time" & have expanded
- **Our YE ELE ON DEMAND via the Cloud meaning real time results, more functionality & more calculation choices !**
- PLUS more ELE assistance with 3 new ELE analysis options
 - **ELE Discounting** determine your discounted ELE figures at 30 June
 - **ELE Reserve Balance** determine how much Council's ELE Reserve should be at 30 June
 - **ELE Expense Disclosure** determine your ELE expense figure for the year
 - **ELE – How much is too much?** assess if your ELE liability is too high



LTFP History

Some background on our LTFP:

- The 1st version of our LTFP was released in 2010
- We now have more than 120 **Councils** using our LTFP across Australia
- Specific “State versions” of our LTFP include NSW, VIC, SA, QLD and WA
- NSW was our first LTFP release and is now up to **Version 11**
- Version 11 will see the release of our “cloud” based LTFP

LTFP Top 10

- Customised / Bespoke – to Council’s own GL, COA, Reporting Structures
- Implementation process – data collection files etc makes it structured
- Comes “ready to go”
- Indexations dimension (at high and low level)
- CAPEX to align with the Asset Management Plan
- Scenario Analysis
- Primary Financial Statements calculated automatically
- Flexibility in Balance Sheet – for non-budgeted items it can be targeted via \$’s or %’s as derived from historical averages
- Transparency – workings tabs (e.g. how the Balance Sheet line items are calculated)
- **LG Solutions look after the annual rollover process** (historical data, review for inconsistencies, TY vs LY Primary Statements – i.e. what has changed based on Actuals vs Forecast)

LG Solutions – Cloud Leases



LG Solutions – Cloud Leases

Cloud Leases: assist councils with the ongoing management & reporting requirements for AASB 16

- Council can log each lease in one place for central access and central reporting.
- Assist in the transition to AASB 16 by verifying the opening 1 July, 2019 journal entries.
- Manage the accounting of all new leases entered into by Council after 30 June, 2019.
- Provide the appropriate annual Journal entries to keep the GL “lease accounting up to date” for both the Lease Liabilities and Right of Use assets.
- Generate the necessary end of year disclosures required for the YE financial Statements
- Undertake easily any Lease Liability re-measurements.
- Plus a “Council as Lessor” accounting and reporting area.



LG Solutions – Cloud Leases

- Data Collection Step by Step
- Cloud Application
- Support
- Shared Knowledge

The old F&C Way



VS.

THE NEW F+C WAY



LG Solutions - “cloud” Fees & Charges

- **2010 VAGO released their report on F&C Setting in Victorian councils**
- A **systematic process** that moves Councils away from s/sheets
- **Fee accountability** rests with Service Managers
- **Multiuser** 24/7/365 access
- **Automatic Fee generation formulas** that calculate what the future fee will be
- **Fee Justification Matrix & Unit Cost Calculation**
- Publicly available **online F&C Schedule & online search**
- A very unique GST “Addin” that provides **GST “certainty”** (on whether GST is applicable)

Fee/Charge Formula ...

Photocopying fees - (done by customer) - A3 paper [Informal Request]

FEE FORMULA

Last Year's Fee (excl. GST)

Council Wide Indexation

Fee Indexation - specific

Fee Adjustment - %

Fee Adjustment - \$

Rounding - Manual

Rounding - Policy

Fee (excl. GST)

GST

Fee (incl. GST)

Applicable From:

Comment:

Number of Fees:

Budgeted Income (excl. GST):

Last edited by:

2017/2018 (previous year)	
\$	1.95
\$	0.20 10.00 % <input checked="" type="checkbox"/> applicable
\$	0.05 2.60 % CPI
\$	0.00 0.00 %
\$	0.00
\$	0.00
\$	0.00 Round to the nearest 5c (incl. GST)
\$	2.20 12.82 % 0.25 \$ Increase on last year
\$	0.00 0.00 % N
\$	2.20 12.82 % 0.25 \$ Increase on last year
01/07/2017	
1.00 per page	
\$	2.20

John O'Connor (john@lgsolutions.net.au) at 01/03/2018

Last Year's Fee (excl. GST)

Council Wide Indexation

Fee Indexation - specific

Fee Adjustment - %

Fee Adjustment - \$

Rounding - Manual

Rounding - Policy

Fee (excl. GST)

GST

Fee (incl. GST)

Applicable From:

Comment:

Number of Fees:


Budgeted Income (excl. GST):

Last edited by:


2019/2020 (next year)	
\$	2.45
\$	0.20 8.00 % <input checked="" type="checkbox"/> applicable
\$	0.06 2.60 % CPI
\$	0.00 0.00 %
\$	0.00
\$	0.00
\$	-0.01 Round to the nearest 5c (incl. GST)
\$	2.70 10.20 % 0.25 \$ Increase on last year
\$	0.00 0.00 % N
\$	2.70 10.20 % 0.25 \$ Increase on last year
01/07/2019	
1.00 per page	
\$	2.70

John O'Connor (john@lgsolutions.net.au) at 19/07/2018 04:46 PM


Fees & Charges Queries




Deleted Fees (discontinued for 2018/2019 or earlier)




Discontinued Fees for 2019/2020




New Fees created by council



Fees Changes (% & \$) from 2017/2018 to 2018/2019




Fees Changes (% & \$) from 2018/2019 to 2019/2020




Fees with Price Setting Statement (Fee)

GST

GST AddIn Status in 2018/2019 and 2019/2020



Fee Status per Manager for 2019/2020



Council Overview

Minimum % Increase

Maximum % Increase

Fee Status

- all -

Minimum \$ Increase

Maximum \$ Increase

☐ excl. GST ☒ incl. GST

NB. This query lists QUANTITATIVE fees only

Design & Appearance

Generate Report

Fees & Charges Report

Name	Year 18/19 Last YR Fee (incl. GST)	Year 19/20 Fee (incl. GST)	GST	Policy Code
------	--	----------------------------------	-----	----------------

WASTE DISPOSAL

Awaba Waste Disposal Site

General Charges

Vehicle weight verification	\$54.00	\$60.00	Y	3
Tax invoice reprint	\$9.50	\$10.50	Y	3

Green waste

Charge per Tonne – Minimum Charge \$15.00	\$160.00	\$177.00	Y	3
Garden Waste - Lawn Clippings - Prunings (Max. 300 mm Diameter, No Stumps) - Timber (excludes chemically treated, painted and man-made timbers and timber with fittings, nail plates etc attached)				

Mixed Waste

Charge per Tonne – Minimum Charge \$15.00	\$414.68	\$458.63	Y	3
---	----------	----------	---	---

Special Waste

Charge per Tonne – Minimum Charge \$15.00	\$464.94	\$514.22	Y	3
For waste requiring special handling, including:- - Asbestos - Animals - Quarantine Waste - Offensive Waste				



Table of Contents & Index automatically generated & hyperlinked

Table Of Contents

XYZ CITY COUNCIL.....	16
RECORDS SERVICES.....	16
Government Information (Public Access) Act or Privacy Applications.....	16
General.....	16
Informal Requests Photocopying Fees.....	16
Copies of Documents.....	16
Application under Privacy and Personal Information Protection Act.....	16
Subpoena Fees/Conduct Fees.....	16
LAND INFORMATION SYSTEMS.....	17

Index of all fees

Fee Name	Parent	Page
B		
Background reports & studies	[Sale of Publications]	58
Backhoe (Technician & Assistant) – per hour	[Fees for Tests (Standard) – per test]	63
Bands & entertainment – amateur – not for profit community activity – per hour	[Malls – Belmont, Charlestown and Toronto / Town Centres]	37
Bands & entertainment – professional – or profit community activity – per hour – Band to provide security at own cost	[Malls – Belmont, Charlestown and Toronto / Town Centres]	37
Beach room including front desk area – per week	[Beach Room]	83
Beauty Salons – Inspection Fee	[Skin Penetration Establishments and Beauty Salons]	34



Online Search Facility

[Show tree view](#)

pool

Search

35 Fees & Charges found.

XYZ CITY COUNCIL | ENVIRONMENTAL AND PUBLIC HEALTH COMPLIANCE | Public Pools & Spas

Fee Name	2018/2019 Fee (excl. GST)	2018/2019 GST	2018/2019 Fee (incl. GST)
Inspection fee for the first pool or spa	\$232.47	\$0.00	\$232.47
Inspection fee for each additional pool or spa up to a maximum of \$395.00	\$69.00	\$0.00	\$69.00
Re-inspection (post-inspection compliance follow-up)	\$98.00	\$0.00	\$98.00

XYZ CITY COUNCIL | DEVELOPMENT ASSESSMENT & COMPLIANCE | Building Code of Australia (BCA) Advice

Fee Name	2018/2019 Fee (excl. GST)	2018/2019 GST	2018/2019 Fee (incl. GST)
Compliance Certificate - Demolition of Swimming Pool - Market Price per application	Market price per application		

XYZ CITY COUNCIL | DEVELOPMENT ASSESSMENT & COMPLIANCE | Swimming Pool Certificates / Inspection Fees (Swimming Pools Act 1992, Sect 22 & 30B, Swimming Pools Regulation 2008, CI 13 & 18)

Fee Name	2018/2019 Fee (excl. GST)	2018/2019 GST	2018/2019 Fee (incl. GST)
Certificate of Compliance - Swimming Pool Inspection Program - First Inspection	\$136.36	\$13.64	\$150.00
Certificate of Compliance - Swimming Pool Inspection Program - Second Inspection. Fee charged only if second inspection has failed inspection.	\$90.91	\$9.09	\$100.00
Pool CPR posters - each	\$20.91	\$2.09	\$23.00
Application for Swimming Pool Fencing Exemption	\$70.00	\$0.00	\$70.00

LG Solutions

“partners in Council’s financial data”

www.lgsolutions.net.au